


ME23

ALBA



mosmatic

PARTS

MASTER CATALOGUE

2023

CAR WASH | HIGH PRESSURE CLEANING | ROTARY UNIONS



Mosmatic Corporation, Bristol, USA



Mosmatic Canada Inc., Saint-Léonard, CA



Mosmatic Australasia Pty Ltd., Coopers Plains, AU

FOREWORD

We are proud to present the new Mosmatic customer catalogue. For your convenience we have combined our three divisions into one informative book. Car wash, high pressure cleaning and our high-precision swivel/rotary union lines can now be found in one catalogue. Mosmatic products are a brand of quality, reliability and performance that customers have come to expect as well as value in their daily applications.

It is our aim to continually provide you with products of highest quality at all stages: design, production and handling. Mosmatic produces high-precision components and accessories that cross a multitude of product applications and industries. Our focus is to produce efficient and reliable products that exceed customer expectations and industry standards.

To ensure our promise to quality we design, develop and manufacture all our products to ISO 9001:2015 standards.

Many of our products are within this catalogue or online at www.mosmatic.com. For the latest information about our products, follow us on social media.

This catalogue was produced with attention to details to provide you valuable product information. However, as we continue to develop and design products there may be the possibility of printing or typing errors.

All data and measurements are without guarantees. We reserve the right to make technical modifications at any time without prior notification.

All rights reserved. Reproduction, in whole or in part, without our permission is not allowed.

Any Questions or concerns? Please do not hesitate to contact the Mosmatic team.

ABOUT US

Mosmatic AG is a family owned and operated business that was founded in 1978. Our company name is put together of the first location of manufacture, a town named Mosnang, and the word automatic. (Mosnang Automatic = Mosmatic). After a few years of operation and growth our headquarters moved to a new and larger facility in Necker where we are still located today.

Mosmatic AG is a manufacturer based in Switzerland. For more than 40 years we successfully supply quality products for carwash industry, rotary unions and high pressure industries. At the place of the business we manufacture the entire range of our products and also handle a big part of the distribution of our global network.

Mosmatic is proud to process premium materials by using the latest technology machinery to produce high quality components and products. We market ready-made products for reselling and also offer customized solutions in state-of-the-art design. Reliability and the positive experience of using our products are due to continued improvements towards design, efficiency and durability.

Patrick Rieben (Managing Director):

"For us Quality is not just a slogan, but the bench mark for our efforts, priorities and goals."



GREEN LINE

Switzerland is one of the countries with the strictest environmental regulations worldwide. We are not just following those regulations but going beyond them. As manufacturer of rotary unions, car wash and high pressure equipment we are well aware of our responsibility towards nature. The green leaf represents our dedication towards the sustainability of Mosmatic products and processes.



Infographic as PDF



SN EN ISO 9001:2015 Certificate

Welcome	2
Index	3
New Products	4

Car Wash


Ceiling Boom Z-Series	6
Ceiling Boom Z-Series heated	7
Ceiling Boom with LED Lighting	8
Ceiling Boom	9
Dual Ceiling Boom	10
1/2" Ceiling Boom 1/2" Wall Boom	11
Wall-Boom	12
Wall-Boom-Extension	13
Accessories Boom	14
Air-System Boom	15
Air-System Stand	16
Mosmatic Dryer	17
Accessories Air System	18
Vertical Boom	19
Bay-Packages	20
Lance holder	21
Brush Bucket	22
HP-Lances	23
Individual Lances	24
Lance with filter sieve	25
Foam Products	26
Brush Lances	27
Individual Brush Lances	28
Flex-Brush Lance	29
Accessories Wash Bay	30-31
Wheelblaster	32
Wheelblaster Compact	33
Wheelblaster Pro	34
Undercarriage Cleaner stationary	35
Undercarriage Cleaner with Ramp	36
Splash guard	37
HP Guns	38

High Pressure

Gum Remover	40
Professional	41
Allrounder	42
Aqua	43
Aqua Pro	44
Graffiti Remover	45
Contractor	46
Contractor Big	47
Commercial	48
Universal	49
Steaminator	50
Hurricane Flip	51
Hurricane	52
Hurricane Pro	53
Roof Cleaner	54
Surface Cleaner Upgrade Kit	55
Duct Cleaner	56
TRL Lance	57
HP Special Lances	57
Manhole Cleaner	58
Silo Cleaner	58
Spider	59
Spider adjustable	60
Rotor arms	61
Nozzles	62
Turbo Nozzles	63
Accessories HP Cleaner	64

Rotary Unions

Select by application	66
Select by construction type	67
DGV - Swivels	68
DGVI - Swivels	69
DGK - Swivels	70
DGK - Swivels	71
DGS - Swivels	72
DKS - Swivel Couplings	73
DGE - Swivels	74
DGEI - Swivels	75
DGR - Swivels	76
WDE - Swivels	77
WDEI - Swivels	78
WDG - Swivels	79
WDB - Swivels	80
WDC - Swivels	81
WDRS - Swivels	82
DGL - Swivels	83
DGG - Swivels	84
DGF - Swivels	85
DXL - Swivels	86
DXLS/DXGS/DXFS Steam Swivels	87
DXG - Swivels	88
DXF - Swivels	89
DXTI - Swivels	90
DYL - Swivels	91
DYG - Swivels	92
DYF - Swivels	93
DYW - Swivels	94
DYCI/DYDI - Swivels	95
DYT/DYU - Swivels	96
DYKI - Swivels	97
QVS - Quick Connections	98
Fittings	99
Adaptor with Sieve	100
HP couplings	100
Customer Inquiry Rotary Union	101
Terms and Conditions of Sale	102




Undercarriage Cleaner with Ramp and double Ramp - Page 36




Ceiling Boom Z-Series heated - Page 7



Mosmatic Dryer - Page 17




2 1/2" DGR Rotary Union - Page 76



Rotor Nozzle «MOSjet» - Page 63

UPGRADES



Check Valves - Page 30



45° Pipe - Page 18



HP-Couplings - Page 24

Our goal:

**To provide products that have appearance and performance alike,
offering value to you and your customer.**

CAR WASH

Mosmatic Self-Service Car Wash

As the inventor of the Z-Ceiling booms, Mosmatic's innovations have helped to develop the most diverse line of ceiling and wall booms available today. The uniform appearance of the complete line along with their unsurpassed durability and ease of operation have made us the top choice and go to company for industrial and business professionals alike. Mosmatic's focus has always been to design, build and sell only the best products on the market.

Automatic Car and Tunnel Washes

OEM's, service technicians and business owners know they can trust and rely on the quality of Mosmatic products. Designed to handle, and withstand the harsh wash environment, our products have proven they can and will perform to the highest standards. From concept, design and system upgrades let us be the number one source for you.

Commercial Vehicle Wash

Industrial, performance grade solutions for the most demanding washes. From wheel washers, to undercarriage and those odd long distance hard to reach areas Mosmatic offers solutions to accommodate your needs. From smaller low volume applications to much larger high volume washes, our component selection is sure to have something to fit your needs.

Accessories

Marketing and name brands, combined with reliable quality products, show your customers that you are not only a provider but a partner in the industry.



- ✓ 360° smooth rotation, rated to 275 bar
- ✓ Multiple booms with center rotation points
- ✓ Tension relief and hose guard protection
- ✓ Polished stainless steel (INOX)
- ✓ Clean and classic appearance

The ideal solution for self-service car washes. The unique shape of Mosmatic Z-booms allows the installation of multiple ceiling booms in one wash bay. This makes it possible to add profitable services such as foam applications and Air Drying to your existing programs.



DKZ

Part No.	L	A	B	C	D	Weight
65.909	850	2500	550	800	400	7.8 kg
65.950	1200	3550	725	1150	575	8.7 kg
65.003	1450	4300	850	1400	700	9.6 kg
65.013	1550	4600	900	1500	750	9.9 kg
65.023	1650	4900	950	1600	800	10.2 kg
65.033	1750	5200	1000	1700	850	10.5 kg

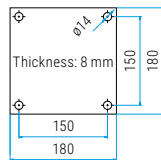
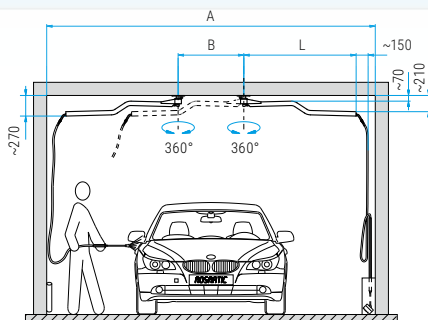
Part No. includes one ceiling boom.



DKZF (with flex-arm)

Part No.	L	A	B	C	D	Weight
65.005	1450	4300	850	1400	700	10.2 kg
65.015	1550	4600	900	1500	750	10.4 kg
65.025	1650	4900	950	1600	800	10.5 kg
65.035	1750	5200	1000	1700	850	11.4 kg

Part No. includes one ceiling boom.



Bearable load for each bore at least 30'000 N (for example M12 bolt)

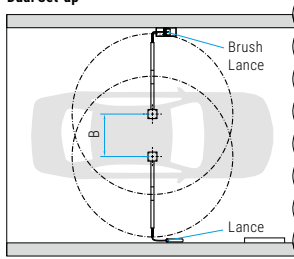
TECHNICAL DATA

Pressure	275 bar (27.5 MPa)
Temperature	120°C
Inlet (top & side)	G1/4" F (other options available)
Outlet	G1/4" M (other options available)
Throughput medium	water, oil, air at pH 3-12

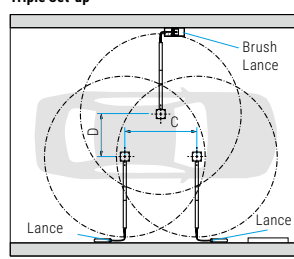


environmentally friendly products

Dual Set-up

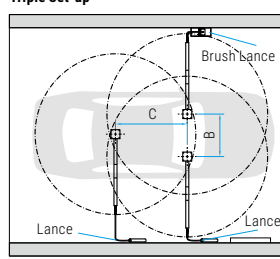


Triple Set-up*

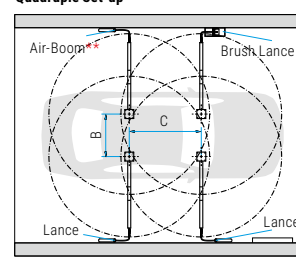


* not suitable for mounting bracket 65.903

Triple Set-up



Quadruple Set-up



** in combination with air boom DKZ booms must be extended with part no. 902.753.

Legend

M... = metric thrust, ..M = male, F = female, G = gas pipe thrust, R = gas pipe thrust conical, QV = quick connects, SV = profile ring fitting
D = diameter, L = length, NW = nominal width, SW = wrench size, IN = media input, OUT = media output, RS = basic position

- ✓ No freezing of the medium in the ceiling boom
- ✓ Heated ceiling boom with HP-Hose
- ✓ Save water in winter
- ✓ Use with a 4200 mm HP-Hose
- ✓ 360° smooth rotation

With the Ceiling Boom Z-Series Heated from Mosmatic, freezing of the medium in the cold season is a thing of the past. Thanks to the heating cable extending from the ceiling boom to the lance or gun, the medium is heated continuously. The constant flow of water to prevent freezing can thus be reduced to a minimum. The Ceiling Boom Z-Series Heated from Mosmatic can be integrated into existing systems without any problems and without additional construction. The only requirement is a power connection. It also offers all the advantages of the proven Mosmatic Ceiling Boom Z-Series.



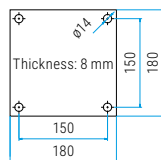
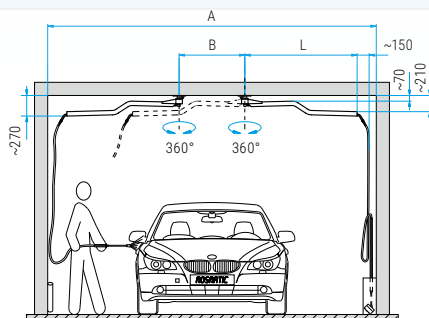
DKZbh

Part No.	L	A	B	C	D	Weight
65.313	1550	4600	900	1500	750	10 kg

Part No. includes one ceiling boom.

HP-Hose Part. No. 90.059

Heating cable sticks out ~100 mm at the end of the hose.



Bearable load for each bore at least 30'000 N (for example M12 bolt)

TECHNICAL DATA

Pressure

130 bar (13 MPa)

Temperature

60°C

Inlet (top & side)

G1/4" F (other options available)

Outlet

G3/8" F (other options available)

Operating voltage

24V

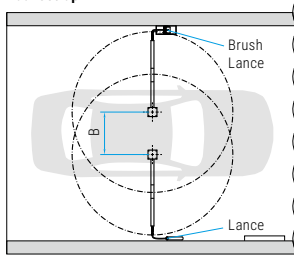
Throughput medium

water, oil, air at pH 3-12

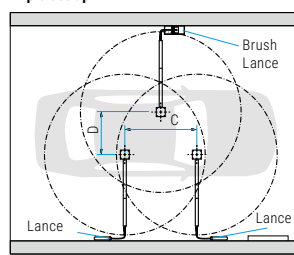


environmentally friendly products

Dual Set-up

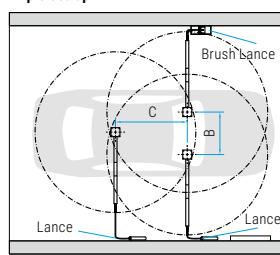


Triple Set-up*

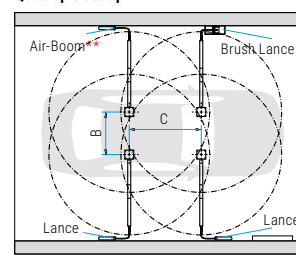


* not suitable for mounting bracket 65.903

Triple Set-up



Quadruple Set-up



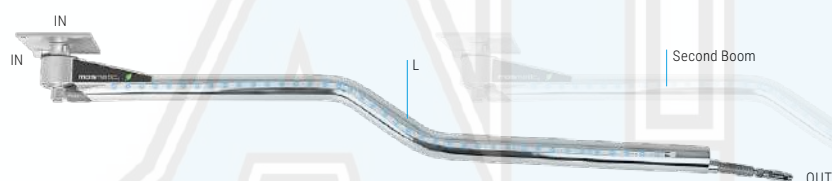
** in combination with air boom DKZ booms must be extended with part no. 902.753.

Legend

M... = metric thrust, ..M = male, F = female, G = gas pipe thrust, R = gas pipe thrust conical, QV = quick connects, SV = profile ring fitting
D = diameter, L = length, NW = nominal width, SW = wrench size, IN = media input, OUT = media output, RS = basic position

- ✓ Modern visual effects
- ✓ Visualisation of the wash cycles
- ✓ Additional lighting for the wash bay
- ✓ Stand out above competition

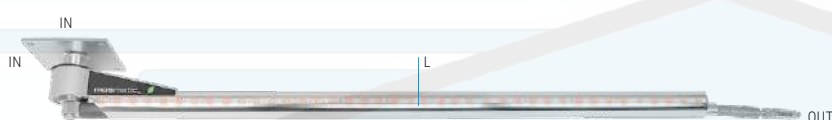
The worlds first for the self-service car wash. The LED Boom can be synchronized with your wash cycle to visualize your wash program. The LED ceiling boom is not only an eye-catcher for self-service car washes, but also provides additional lighting for the bay adding safety for your clients. This product should be installed by a certified electrician.



DKZbl (without Control Box)

Part No.	L	A	B	Weight
65.203	1450	4300	850	9.8 kg
65.213	1550	4600	900	10.1 kg
65.223	1650	4900	950	10.4 kg
65.233	1750	5200	1000	10.7 kg

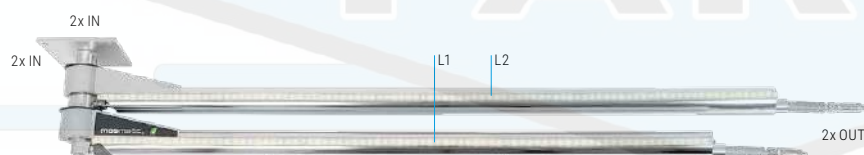
Part No. includes one ceiling boom.



DKPbl (without Control Box)

Part No.	L	Weight
66.203	1450	9.6 kg
66.213	1600	9.9 kg
66.223	1750	10.2 kg
66.233	1900	10.5 kg
66.243	2050	10.8 kg

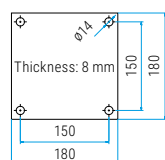
Part No.	L	Weight
66.253	2250	11.1 kg
66.263	2500	11.4 kg
66.273	2750	11.7 kg
66.283	3000	12.0 kg



DDPbl (without Control Box)

Part No.	L1	L2	Weight
67.603	1450	1600	18.6 kg
67.613	1600	1750	18.9 kg
67.623	1750	1900	19.2 kg
67.633	1900	2050	19.5 kg
67.643	2050	2250	19.8 kg
67.653	2250	2500	21.1 kg

When using high and low pressure, we recommend to connect the low pressure to the upper boom.



Bearable load for each bore at least 30'000 N (for example M12 bolt)

Energy ring connection

Color	Voltage	Feature
Black	positiv (+)	Power supply
Red	negativ (-)	controls red signal
Orange	negativ (-)	controls green signal
Brown	negativ (-)	controls blue signal



LED-Control Box

Part No.	Includes
65.975	Controller, power supply, remote control, receiver with housing, for maximum 2x booms

TECHNICAL DATA

Pressure	275 bar (27.5 MPa)
Temperature	120°C
Inlet (top & side)	G1/4" F (other options available)
Outlet	G1/4" M (other options available)
Operating voltage	24V
Light intensity	120 lx
Amount	30 x LED/m
IP Code	IP66
Throughput medium	water, oil, air at pH 3-12



Legend

M... = metric thrust, ..M = male, F = female, G = gas pipe thrust, R = gas pipe thrust conical, QV = quick connects, SV = profile ring fitting
D = diameter, L = length, NW = nominal width, SW = wrench size, IN = media input, OUT = media output, RS = basic position

- ✓ 360° smooth rotation, rated to 275 bar
- ✓ Sealed bearing design
- ✓ Multiple industrial application

The classic straight ceiling boom has uses in many industrial fields. A few examples are car wash, food processing, mining and manufacturing. A real all-around product with versatile applications anywhere liquids, air or gas are used.



DKP

Part No.	L	Weight
66.975	850	7.8 kg
66.962	1200	8.7 kg
66.003	1450	9.6 kg
66.013	1600	9.9 kg
66.023	1750	10.2 kg
66.033	1900	10.5 kg

Part No.	L	Weight
66.043	2050	10.8 kg
66.053	2250	11.1 kg
66.063	2500	11.4 kg
66.073	2750	11.7 kg
66.083	3000	12.0 kg
66.093	5800	18.0 kg



DKF (with flex-arm)

Part No.	L	Weight
66.503	1450	10.2 kg
66.513	1600	10.5 kg
66.523	1750	10.6 kg
66.533	1900	11.7 kg
66.543	2050	11.5 kg

Part No.	L	Weight
66.553	2250	12.0 kg
66.563	2500	12.3 kg
66.573	2750	12.9 kg
66.583	3000	13.7 kg



DP2 (two separate mediums in one ceiling boom)

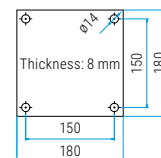
Part No.	L	Weight
66.451	1450	10.7 kg
66.452	1600	11.1 kg
66.453	1750	11.5 kg
66.454	1900	11.9 kg
66.455	2050	12.3 kg

Part No.	L	Weight
66.456	2250	12.7 kg
66.457	2500	13.1 kg
66.458	2750	13.5 kg
66.459	3000	13.9 kg

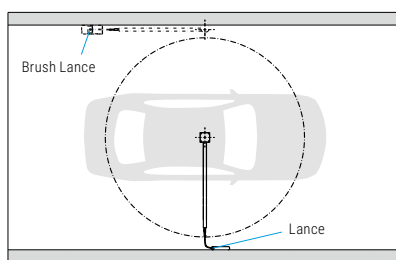
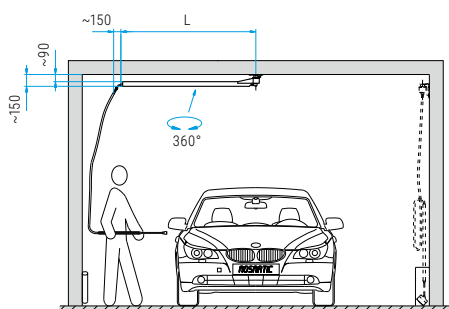


DKR (hexagon shape)

Part No.	L	Weight
62.041	1450	10.0 kg
62.021	1600	10.4 kg
62.001	1750	10.8 kg



Bearable load for each bore at least 30'000 N (for example M12 bolt)



TECHNICAL DATA

Pressure	275 bar (27.5 MPa)
Temperature	120°C
Inlet (top & side)	G1/4" F (other options available)
Outlet	G1/4" M (other options available)
Throughput medium	water, oil, air at pH 3-12

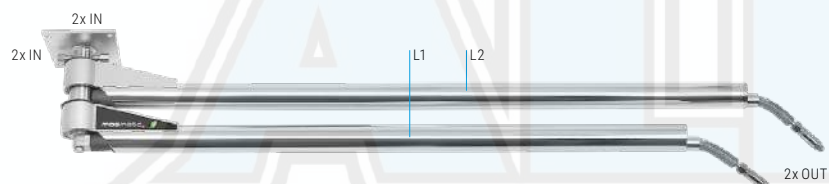
 environmentally friendly products

Legend

M... = metric thrust, ..M = male, F = female, G = gas pipe thrust, R = gas pipe thrust conical, QV = quick connects, SV = profile ring fitting
D = diameter, L = length, NW = nominal width, SW = wrench size, IN = media input, OUT = media output, RS = basic position

- ✓ A classic for the prep station
- ✓ Delivered ready for installation
- ✓ 2x 360° booms on one stem

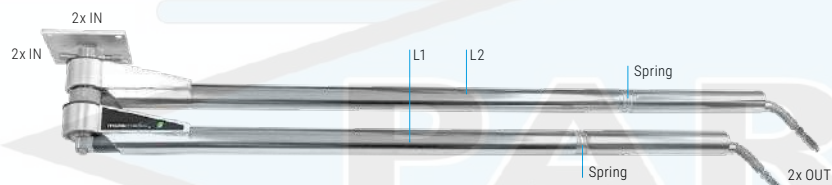
The dual ceiling boom is most efficient when installed in the pre-wash section of a tunnel wash or outside a self-service car wash for caravans. This is the area where they are most frequently used. If used in a self-service car wash, we recommend to connect the brush lance to the upper boom and the high pressure lance to the lower boom.



When using high and low pressure, we recommend to connect the low pressure to the upper boom.

DDP


Part No.	L1	L2	Weight
67.403	1450	1600	18.6 kg
67.413	1600	1750	18.9 kg
67.423	1750	1900	19.2 kg
67.433	1900	2050	19.5 kg
67.443	2050	2250	19.8 kg
67.453	2250	2500	21.1 kg



When using high and low pressure, we recommend to connect the low pressure to the upper boom.

DDF (with flex-arm)

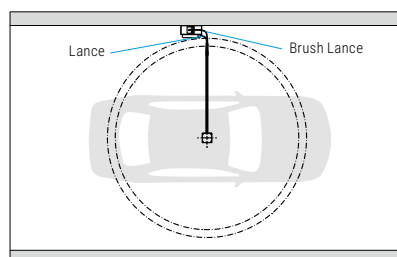
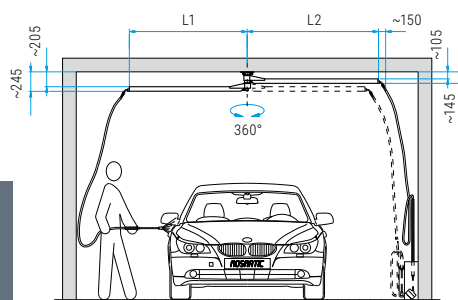
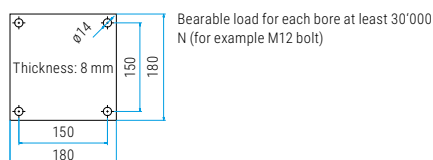
Part No.	L1	L2	Weight
63.403	1450	1600	18.1 kg
63.413	1600	1750	18.8 kg
63.423	1750	1900	19.3 kg
63.433	1900	2050	20.5 kg
63.443	2050	2250	22.3 kg
63.453	2250	2500	23.5 kg



When using high and low pressure, we recommend to connect the low pressure to the upper boom.

DDK (hexagon shape, HP-hose)

Part No.	L1	L2	Weight
64.021	1450	1600	19.2 kg
64.001	1600	1750	19.5 kg



TECHNICAL DATA

Pressure	275 bar (27.5 MPa)
Temperature	120°C
Inlet (top & side)	G1/4" F (other options available)
Outlet	G1/4" M (other options available)
Throughput medium	water, oil, air at pH 3-12

 environmentally friendly products

Legend

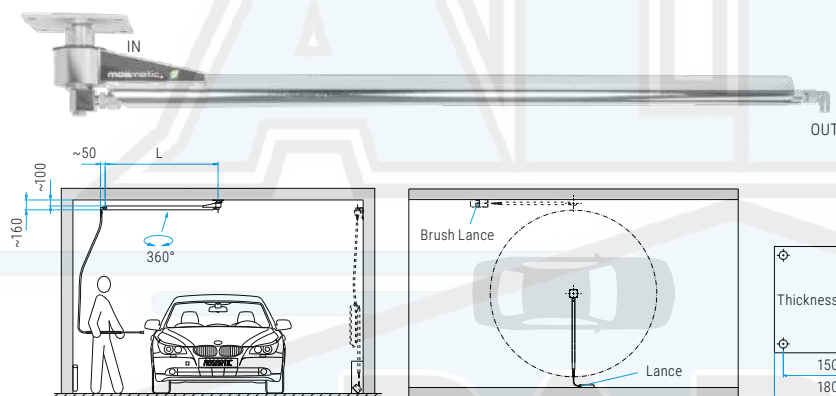

M... = metric thrust, ..M = male, F = female, G = gas pipe thrust, R = gas pipe thrust conical, QV = quick connects, SV = profile ring fitting
D = diameter, L = length, NW = nominal width, SW = wrench size, IN = media input, OUT = media output, RS = basic position

1/2" CEILING BOOM 1/2" WALL BOOM

- ✓ 180°/360° smooth rotation
- ✓ High flow version
- ✓ 1/2" nominal width
- ✓ Sealed bearing design
- ✓ Multiple industrial applications

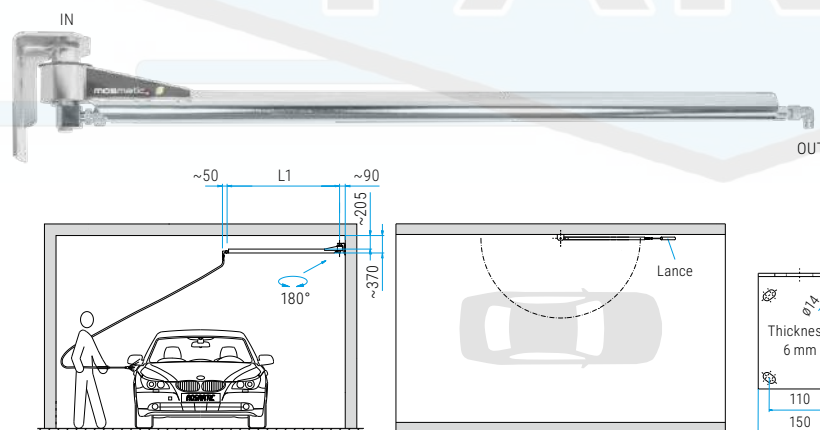


The classic straight ceiling boom is used in many industrial fields. A few examples are truck wash, food processing, mining and manufacturing. A real all-around product with versatile applications wherever liquids, air or gas in use.



DKP 1/2" (with INOX-Pipe)

Part No.	L	Weight	Part No.	L	Weight
66.411	1450	10.2 kg	66.416	2250	12.4 kg
66.412	1600	10.6 kg	66.417	2500	12.9 kg
66.413	1750	11.1 kg	66.418	2750	13.3 kg
66.414	1900	11.5 kg	66.419	3000	13.8 kg
66.415	2050	12.0 kg			



WAE 1/2" (with INOX-Pipe)

Part No.	L	Weight	Part No.	L	Weight
68.411	1450	10.0 kg	68.416	2250	13.4 kg
68.412	1600	10.7 kg	68.417	2500	14.6 kg
68.413	1750	11.4 kg	68.418	2750	15.8 kg
68.414	1900	12.1 kg	68.419	3000	17.0 kg
68.415	2050	12.8 kg			

TECHNICAL DATA

Pressure	150 bar (15 MPa)
Temperature	120°C
Inlet (top or side)	G1/2" F (other options available)
Outlet	R1/2" M (other options available)
Throughput medium	water, oil, air at pH 3-12

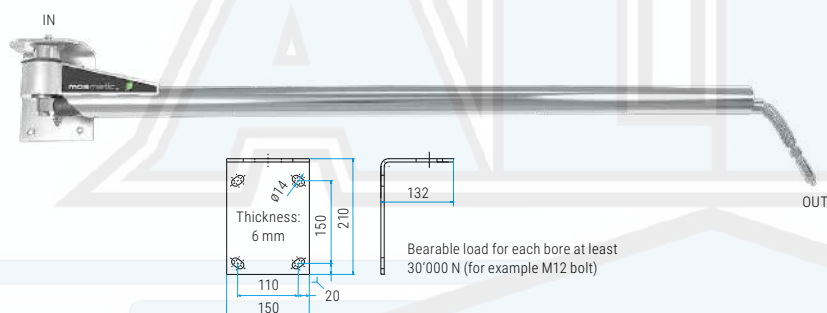


Legend

M... = metric thrust, ..M = male, F = female, G = gas pipe thrust, R = gas pipe thrust conical, QV = quick connects, SV = profile ring fitting
D = diameter, L = length, NW = nominal width, SW = wrench size, IN = media input, OUT = media output, RS = basic position

- ✓ 180° smooth rotation
- ✓ Insulated HP-hose
- ✓ Multiple industry application

Wall-mounted booms are ideal for outdoor areas or in wash bays where ceiling mounts are not an option. The wall bracket is designed for the boom to return to the resting position you selected.

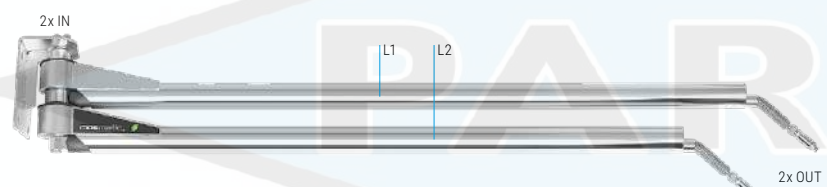


WAE (with HP-hose)

Part No.	L	Weight
68.502	1450	10.2 kg
68.512	1600	10.9 kg
68.522	1750	11.6 kg
68.532	1900	12.3 kg
68.542	2050	13.0 kg
68.552	2250	13.7 kg
68.562	2500	14.9 kg
68.572	2750	16.1 kg
68.582	3000	17.3 kg

WAE (with pipe)

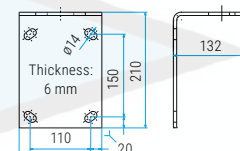
Part No.	L	Weight
68.301	1450	10.0 kg
68.302	1600	10.7 kg
68.303	1750	11.4 kg
68.304	1900	12.1 kg
68.305	2050	12.8 kg
68.306	2250	13.4 kg
68.307	2500	14.6 kg
68.308	2750	15.8 kg
68.309	3000	17.0 kg



When using high and low pressure, use upper boom for low pressure.

WAD

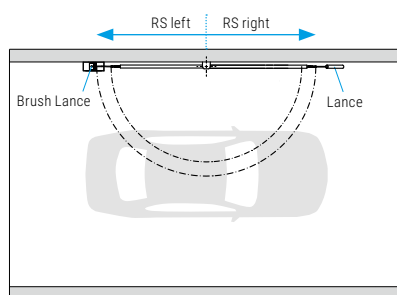
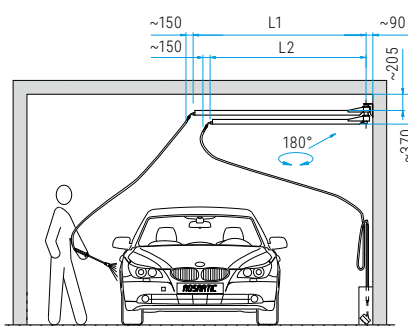
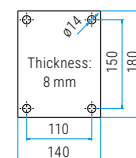
Part No.	L1	L2	Weight
61.402	1600	1450	19.1 kg
61.412	1750	1600	19.9 kg
61.422	1900	1750	20.7 kg
61.432	2050	1900	21.5 kg
61.442	2250	2050	22.4 kg
61.452	2500	2250	23.6 kg



Wall-Boom available with choice of park positions. w/o (neutral), left or right.

WAN (with pipe)

Part No.	L	RS	Weight
60.001	2000	left	8.6 kg
60.002	2000	without	8.6 kg
60.003	2000	right	8.6 kg
60.021	2500	left	11.3 kg
60.022	2500	without	11.3 kg
60.023	2500	right	11.3 kg




TECHNICAL DATA

Pressure	275 bar (27.5 MPa)
Temperature	120°C
Inlet (top & side)	G1/4" F (other options available)
Outlet	G1/4" M (other options available)
Throughput medium	water, oil, air at pH 3-12

 environmentally friendly products

- ✓ Smooth, comfortable operation
- ✓ Extended work radius
- ✓ Solid construction

Whenever extended lengths and maximum flexibility are required, the wall-boom-extension is perfect for the job. Prime examples are truck wash bays, mining facilities, air craft maintenance and manufacturing plants. When combined correctly, a working radius of 12 meters is possible.



WSA (1 inner pipe = 1 inlet)

Part No.	B	L max.	Weight
60.522	2000	1900	24.0 kg
60.532	2500	2250	25.5 kg
60.542	3000	2750	28.6 kg
60.983	4500	3000	51.8 kg
60.930	6000	6000	57.8 kg

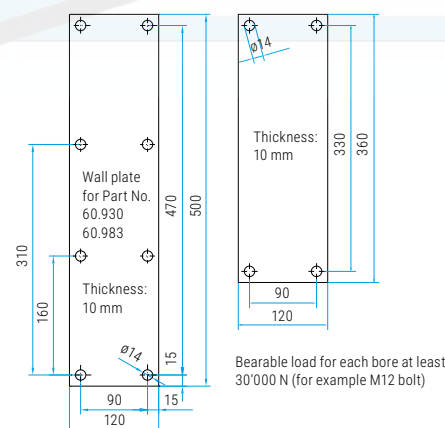
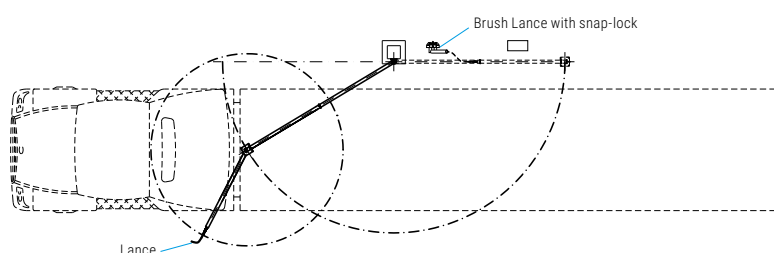
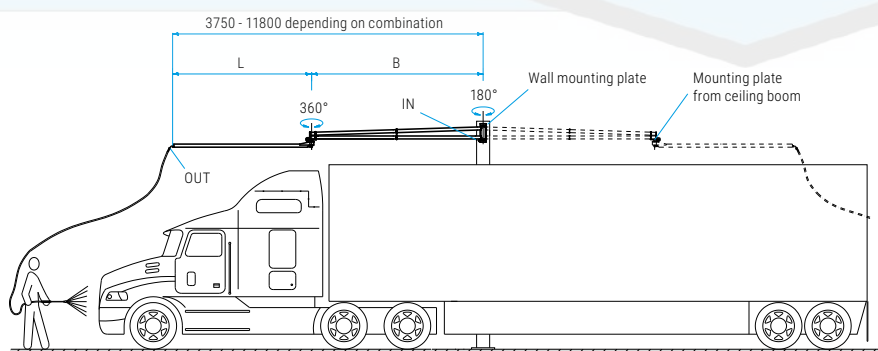
Add ceiling boom: DKP



WSA-2R (2 inner pipes = 2 inlets)

Part No.	B	L max.	Weight
60.910	2000	1900	24.8 kg
60.911	2500	2250	27.3 kg
60.912	3000	2750	29.8 kg

Add ceiling boom: DP2





TECHNICAL DATA


Pressure	275 bar (27.5 MPa)
Temperature	120°C
Inlet (bottom)	G1/4" F (other options available)
Outlet	G1/4" M (other options available)
Throughput medium	water, oil, air at pH 3-12


Legend


M... = metric thrust, ..M = male, F = female, G = gas pipe thrust, R = gas pipe thrust conical, QV = quick connects, SV = profile ring fitting
D = diameter, L = length, NW = nominal width, SW = wrench size, IN = media input, OUT = media output, RS = basic position


Axle Extension	Part No.	Weight	
for ceiling booms, stainless steel extended by 760 mm	902.293	16.2 kg	


Bracket	Part No.	Weight	
with bumpers, stainless steel, for WAE	68.952	1.5 kg	


Break-Away Fitting	Part No.	Weight	
IN 3/8" NPTM, OUT 3/8" NPTF 400 bar, brass nickel plated	52.903	0.1 kg	
IN R1/4" M, OUT G1/4" F 400 bar, brass nickel plated	52.904	0.1 kg	
IN R3/8" M, OUT G3/8" F 400 bar, brass nickel plated	52.905	0.1 kg	


Bumper	Part No.	Weight	
for boom, ø60	65.989	0.01 kg	


Extension	Part No.	Weight	
for ceiling booms, stainless steel extends by 50 mm	902.753	2.2 kg	
for ceiling booms, stainless steel extends by 100 mm	902.752	4.0 kg	
for ceiling booms, stainless steel extends by 200 mm	901.875	6.6 kg	
for ceiling booms, stainless steel extends by 400 mm	901.876	10.0 kg	


HP-Hose	Part No.	Weight	
NW 6, standard car wash hose			
3000 mm, IN G1/4" F, OUT G1/4" F	90.019	1.1 kg	
3700 mm, IN G1/4" F, OUT G1/4" F	90.020	1.3 kg	
3950 mm, IN G1/4" F, OUT G1/4" F	90.021	1.4 kg	
4200 mm, IN G1/4" F, OUT G1/4" F	90.022	1.5 kg	
4450 mm, IN G1/4" F, OUT G1/4" F	90.023	1.5 kg	
4700 mm, IN G1/4" F, OUT G1/4" F	90.024	1.6 kg	
4950 mm, IN G1/4" F, OUT G1/4" F	90.025	1.7 kg	
5200 mm, IN G1/4" F, OUT G1/4" F	90.026	1.8 kg	
5450 mm, IN G1/4" F, OUT G1/4" F	90.027	1.9 kg	
5700 mm, IN G1/4" F, OUT G1/4" F	90.028	2.0 kg	


HP-Hose Comfort	Part No.	Weight	
NW 8 (3/8"), NW 6 (1/4"), M14) lightweight construction, inner core PES			
3500 mm, IN G3/8" M, OUT G3/8" M	90.069	0.5 kg	
4200 mm, IN G3/8" M, OUT G3/8" M	90.059	0.6 kg	
4700 mm, IN G3/8" M, OUT G3/8" M	90.072	0.6 kg	
3500 mm, IN G3/8" F, OUT G3/8" F	90.078	0.5 kg	
4200 mm, IN G3/8" F, OUT G3/8" F	90.079	0.6 kg	
4700 mm, IN G3/8" F, OUT G3/8" F	90.080	0.6 kg	
3500 mm, IN G1/4" F, OUT G1/4" F	90.081	0.5 kg	
4200 mm, IN G1/4" F, OUT G1/4" F	90.082	0.6 kg	
4700 mm, IN G1/4" F, OUT G1/4" F	90.083	0.6 kg	
3500 mm, IN M14 F, OUT M14 F	90.084	0.5 kg	
4200 mm, IN M14 F, OUT M14 F	90.085	0.6 kg	
4700 mm, IN M14 F, OUT M14 F	90.086	0.6 kg	

LED-Control Box	Part No.	Weight	
for maximum 2x booms Includes: Controller, power supply, remote control, receiver with housing	65.975	0.6 kg	

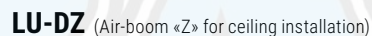
Mounting Bracket	Part No.	Weight	
for DKZ, stainless steel 1200/220/50 mm (L/W/H)	65.903	13.9 kg	
for DKZ, stainless steel 1900/220/50 mm (L/W/H)	65.988	21.0 kg	

Positioning Device	Part No.	Weight	
ø50 with magnet, height adjustable	65.952	0.7 kg	
ø60 with magnet, height adjustable	65.911	0.7 kg	

Three Way Valve	Part No.	Weight	
for DP2, IN 2x G1/4" F, OUT G1/4" F	90.064	0.6 kg	

Wall Bracket Universal	Part No.	Weight	
for ceiling booms, stainless steel	65.940	3.0 kg	

- Using Mosmatic Air-System Booms will not only keep your hoses off the ground, but stops the customer from dragging wet and dirty hoses onto their vehicles. Available in: wall, floor or ceiling mount. For use with a vacuum or Mosmatic Air-Dry.



Part No.	L	ø	Connection	Weight
60.324	1550	50	side	8.5 kg
60.326	1550	50	top	8.2 kg

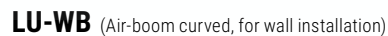
Part No. includes one boom.



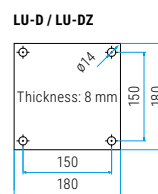
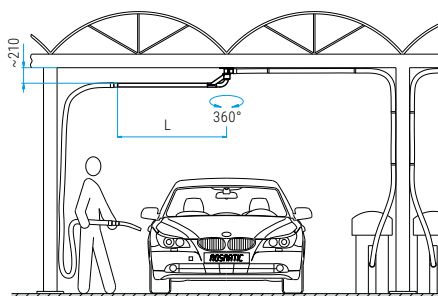
Part No.	L	ø	Connection	Weight
60.301	1600	40	side	7.5 kg
60.306	1600	40	top	8.0 kg
60.310	1600	50	side	7.5 kg
60.313	1600	50	top	8.0 kg



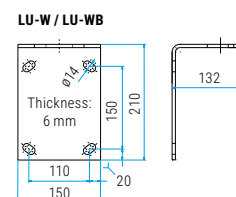
Part No.	L	ø	Connection	Weight
60.302	1600	40	bottom	7.5 kg
60.311	1600	50	bottom	8.0 kg
60.925	1000	40	bottom	7.0 kg



Part No.	L	ø	Connection	Weight
60.958	1700	50	bottom	8.6 kg




Bearable load for each bore at least
30'000 N (for example M12 bolt)



- ✓ In bay or island self serve drying
- ✓ Quick and streak-free drying
- ✓ Additional source of income

Mosmatic Dry is the new, profit-generating attraction in self-service car wash systems. It dries vehicles, motorcycles and boats efficiently and leaves any type of vehicle streak free in the summer and winter. Gentle on your vehicles finish.



MOSMATIC DRY

Dryer unit suitable for all Mosmatic Air-booms. A new attraction in your wash bay.

Part No.	Width	Height	Depth	Weight
60.496	420	420	272	28.5 kg


Universal dryer used for cars, motorcycles and boats. For wall installations. Also installs directly to your car wash vac using universal mounting plate. Mosmatic Dry needs to be installed under a roof.

- Ready for installation:
- dryer with 230 volt (illuminated)
 - 2 x 1600 watt motors
 - air-gun
 - gun-holder (wall mount)
 - hose (4500 mm)
 - hose (750 mm), hose coupling to boom
 - instruction sign with QR code to video
 - owner's manual
















DRYER PACKAGES

Part No.	Includes
60.481	Ceiling Boom (1550 mm), 90° Pipe, Pulley, Mosmatic Dry, Gun/-holder, Hoses
60.483	Wall Boom (1600 mm), Mosmatic Dry, Gun/-holder, Hoses



■ Legend
M... = metric thrust, ..M = male, F = female, G = gas pipe thrust, R = gas pipe thrust conical, QV = quick connects, SV = profile ring fitting
D = diameter, L = length, NW = nominal width, SW = wrench size, IN = media input, OUT = media output, RS = basic position

Air-System Wall Boom Extension & Air-System Boom	Part No.	Weight	
ø50, for wall mounting, top connection, 3000/2600 mm	60.955	37.4 kg	
Bracket	Part No.	Weight	
with bumpers, for LU	60.319	2.9 kg	
Extension (1000 mm)	Part No.	Weight	
ø40, 1x Pipe clamp included	60.304	1.6 kg	
ø50, 1x Pipe clamp included	60.315	1.9 kg	
Extension (600 mm)	Part No.	Weight	
ø50, 1x Pipe clamp included	60.321	1.6 kg	
Instruction sign for Mosmatic Dry	Part No.	Weight	
100/100/3 mm, aluminum composite panel, silver, brushed, weatherproof	905.757	0.04 kg	
Mosmatic Mat holder	Part No.	Weight	
for wall mounting, INOX	90.050	0.4 kg	
Mounting Bracket	Part No.	Weight	
for DKZ, stainless steel 1200/220/50 mm (L/W/H)	65.903	13.9 kg	
for DKZ, stainless steel 1900/220/50 mm (L/W/H)	65.988	21.0 kg	
Pipe clamp with bar and rubber	Part No.	Weight	
ø40 for air system	902.480	0.05 kg	
ø50 for air system	902.432	0.06 kg	
Plug	Part No.	Weight	
for ø50 pipe, inside ø34	905.762	0.02 kg	
Pulley	Part No.	Weight	
1.5m wire rope, pulling force up to 30N			
ø40, 2x Pipe clamp included			
ø50, 2x Pipe clamp included	60.320	0.8 kg	
Swivel coupling	Part No.	Weight	
ø40, INOX, 1x Pipe clamp included	60.308	0.4 kg	
ø50, INOX, 1x Pipe clamp included	60.323	0.5 kg	
45° Pipe	Part No.	Weight	
ø50, 1x Pipe clamp included	60.328	0.5 kg	
90° Pipe	Part No.	Weight	
ø40, 1x Pipe clamp included	60.305	0.4 kg	
ø50, 1x Pipe clamp included	60.314	0.4 kg	

- ✓ 360° smooth rotation
- ✓ Complete stainless steel (INOX)
- ✓ Solid construction
- ✓ Flexible tension arm

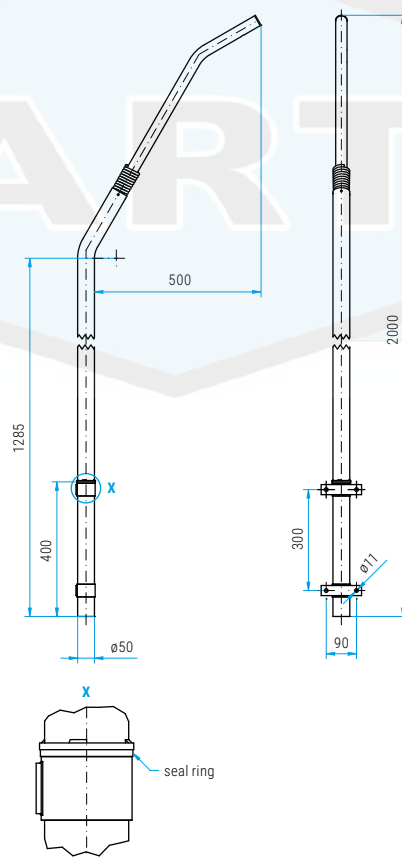

The convenient solution for a single wash station! The 360° range of rotation and built-in tension spring take up a minimal amount of space with full range of motion. All stainless steel vertical boom, mounting brackets included.



SAW (vertical boom)

Part No.	Length	Weight
60.701	2000 mm	4.5 kg
60.975	2000 mm	4.7 kg

Accessories: hose, gun, lance, lance holder (not included)



Legend

M... = metric thrust, ..M = male, F = female, G = gas pipe thrust, R = gas pipe thrust conical, QV = quick connects, SV = profile ring fitting
D = diameter, L = length, NW = nominal width, SW = wrench size, IN = media input, OUT = media output, RS = basic position

- ✓ Everything for one-stop shopping
- ✓ Air-System boom option
- ✓ Complete package for self-service car wash

Equip your self-service car wash with the Mosmatic bay-package. Packages contain all the components to complete your self serve bays to have that finished clean appearance and functionality.



2 Packages, 4 Possibilities

Easy to combine:

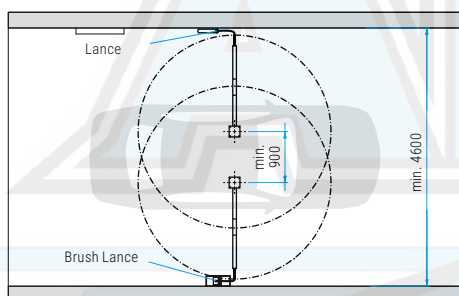
- Dual Set-up
- Dual Set-up for Weep-System
- Triple Set-up with MOSMATIC DRY
- Triple Set-up for Weep-System and MOSMATIC DRY

Products suited for water recycling



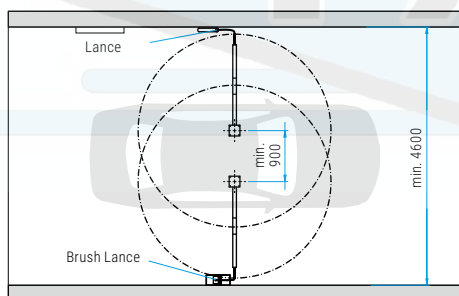
Dual Set-up

Part No.	65.935	
Contains		
Part No.	Quantity	Description
65.013	2x	DKZ-Boom, 1550 mm, polished
24.980	1x	Lance straight, 750/400, with nozzle guard
29.076	1x	High pressure ceramic nozzle, Spray angle 80°
24.985	1x	Brush Lance bent, 1050/800, swiveling
29.025	1x	Handle, PP - Ergonomically
29.100	1x	HP-gun, 310 bar, 150°C
52.004	1x	Adapter, brass nickel plated
29.097	1x	Lance-Holder spring model, with recovery port, floor mounted, stainless steel
29.026	1x	Brush-Bucket wall mounted, 2" drain plug, stainless steel
90.050	2x	Mat-holders, stainless steel
90.082	2x	HP-hose comfort, NW6, 200 bar, 60°C, length: 4200 mm



Dual Set-up for Weep-System

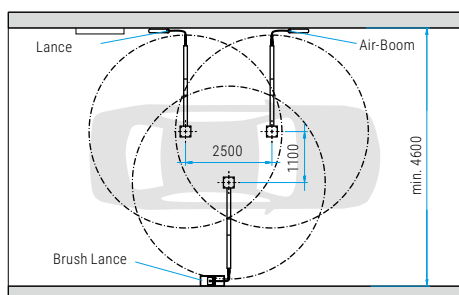
Part No.	65.936	
Contains		
Part No.	Quantity	Description
65.013	2x	DKZ-Boom, 1550 mm, polished
24.980	1x	Lance straight, 750/400, with nozzle guard
29.076	1x	High pressure ceramic nozzle, Spray angle 80°
24.985	1x	Brush Lance bent, 1050/800, swiveling
29.025	1x	Handle, PP - Ergonomically
29.033	1x	HP-gun with weep-system, 310 bar, 150°C
52.004	1x	Adapter, brass nickel plated
29.097	1x	Lance-Holder spring model, with recovery port, floor mounted, stainless steel
29.027	1x	Brush-Bucket wall- and floor mounted, 2" drain plug with overflow, stainless steel
90.050	2x	Mat-holders, stainless steel
90.082	2x	HP-hose comfort. NW6. 200 bar. 60°C. length: 4200 mm



MOSMATIC DRY Add-on to Dual Set-up

Part No.	60.929	
Contains		
Part No.	Quantity	Description
60.326	1x	Air-Boom 2", 1550 mm, Ceiling-mounted
60.314	1x	90° elbow, ø50 mm, including clamp, INOX
60.320	1x	Pulley, including clamps
60.396	1x	MOSMATIC DRY „Dryer“ wall-model 230V

For a more compact installation use extension shaft 902.753.

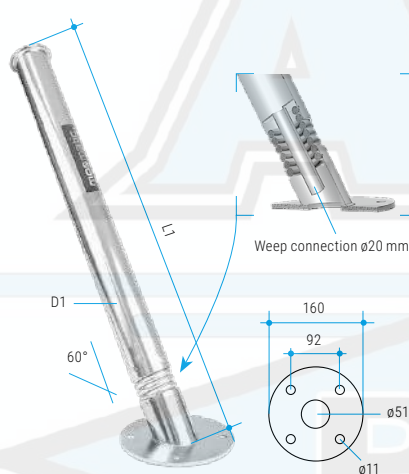


Legend

M... = metric thrust, .M = male, F = female, G = gas pipe thrust, R = gas pipe thrust conical, QV = quick connects, SV = profile ring fitting
D = diameter, L = length, NW = nominal width, SW = wrench size, IN = media input, OUT = media output, RS = basic position

- ✓ High-quality workmanship
- ✓ Polished stainless steel
- ✓ Solid construction

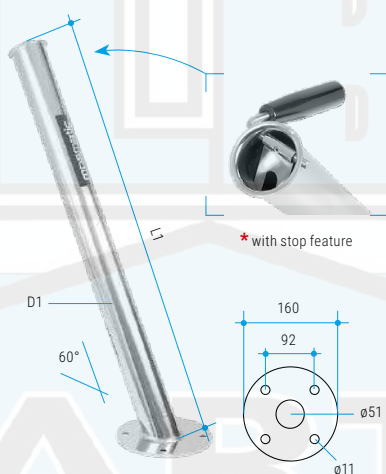
Only Mosmatic offers you such an extensive variety of lance holders. Solid construction and high quality materials enhance their function and appearance that increases the value of your wash bay.



Lance holder

spring model, floor mounted, with weep connection

Part No.	L1	D1	Weight
29.097	705	60	3.1 kg
29.121	855	60	3.8 kg

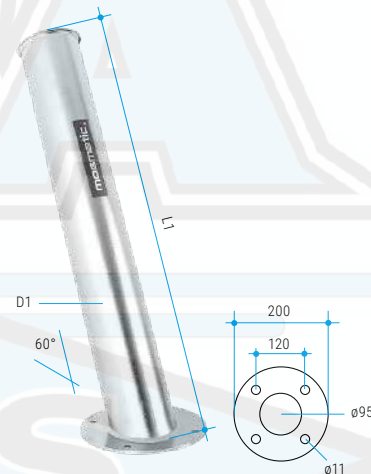


Lance holder

with weep connection ø20, floor mounted

Part No.	L1	D1	Weight
29.028*	740	60	2.7 kg
29.113	740	60	2.3 kg

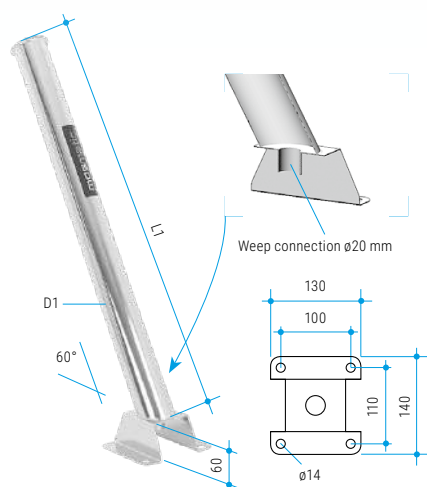
29.975 Stop feature replacement set



Lance holder

with weep connection ø20, floor mounted

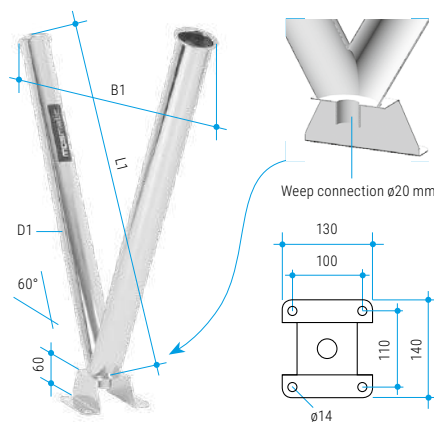
Part No.	L1	D1	Weight
29.127	720	100	3.6 kg



Lance holder

with weep connection, floor mounted

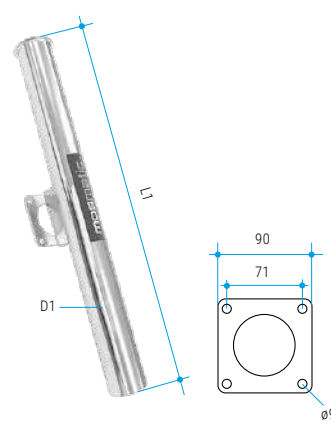
Part No.	L1	D1	Weight
29.115	740	60	2.0 kg



Dual lance holder

with weep connection, floor mounted

Part No.	L1	B1	D1	Weight
29.124	740	800	60	4.0 kg



Lance holder

wall mounted

Part No.	L1	D1	Weight
29.083	590	60	1.7 kg
29.128	200	60	0.9 kg
29.143	720	100	3.3 kg


Legend

M... = metric thrust, ..M = male, F = female, G = gas pipe thrust, R = gas pipe thrust conical, QV = quick connects, SV = profile ring fitting
D = diameter, L = length, NW = nominal width, SW = wrench size, IN = media input, OUT = media output, RS = basic position

BRUSH BUCKET

- ✓ Polished stainless steel
- ✓ Rugged design
- ✓ Solid construction
- ✓ High-quality workmanship
- ✓ Delivered ready to install

Mosmatic Brush buckets are made of stainless steel and come complete with wash out debris collectors. The high quality workmanship and state of the art design, upgrade your wash bay both visually and functionally.



Brush bucket

wall- and floor mounted, polished stainless steel, 2" (ø50) drain

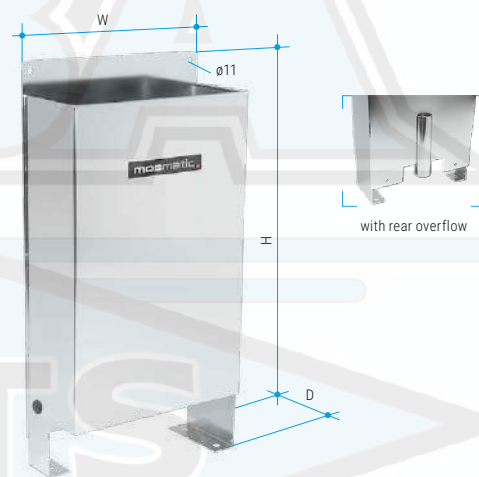
Part No.	W	H	D	Weight
29.026	340	670	143	8.2 kg



Brush bucket

wall- and floor mounted with overflow, polished stainless steel, 2" (ø50) drain


Part No.	W	H	D	Weight
29.027	340	670	143	8.4 kg



Brush bucket

wall- and floor mounted with overflow, polished stainless steel, 2" (ø50) drain, with a connection at the back

Part No.	W	H	D	Weight
29.114	340	670	163	8.4 kg



Brush holder

for all sorts of brushes, wall mounted

Part No.	W	H	D	Weight
29.030	250	90	100	0.5 kg

- ✓ High-quality workmanship
- ✓ Polyurethane grip
- ✓ Delivered ready for installation

Mosmatic lances made of high quality stainless steel are the standard for your wash bay. The solid construction and the unique workmanship ensure longevity and value. Each lance has a modular design which allows for individual customer requirements. You choose the in-put out-put, length, grip and matching accessories to suit your needs.



Mosmatic LAN-C (Classic)

Part No.	L	GL	G1	WS	DG	IN	OUT	Weight
24.980	750	400	straight	---	---	R1/4" M	G3/8" M + 1/8" NPTF	0.53 kg
24.981	750	400	bent	---	---	R1/4" M	G3/8" M + 1/8" NPTF	0.53 kg
24.982	1050	400	straight	---	---	R1/4" M	G3/8" M + 1/8" NPTF	0.64 kg
24.983	1050	400	bent	---	---	R1/4" M	G3/8" M + 1/8" NPTF	0.64 kg

25.911	950	800	bent	---	---	R1/4" M	1/2" NPTM	0.68 kg
25.912	950	800	bent	---	---	G1/4" F	1/2" NPTM	0.68 kg
25.913	950	800	bent	---	---	R3/8" M	1/2" NPTM	0.68 kg
25.914	950	800	bent	---	---	G3/8" F	1/2" NPTM	0.68 kg
25.915	950	800	bent	---	---	R1/2" M	1/2" NPTM	0.72 kg
25.916	950	800	bent	---	---	G1/2" F	1/2" NPTM	0.72 kg

L = total length, GL = grip length, Nozzles not included.

Mosmatic LAN-P (Pro)

Part No.	L	GL	G1	WS	DG	IN	OUT	Weight
28.520	600	300	straight	---	---	G3/8" F	1/4" NPTF	1.03 kg
28.521	600	300	bent	---	---	G3/8" F	1/4" NPTF	1.03 kg
28.522	600	300	straight	yes	---	G3/8" F	1/4" NPTF	1.03 kg
28.523	600	300	bent	yes	---	G3/8" F	1/4" NPTF	1.03 kg
28.524	600	300	straight	yes	yes	G3/8" F	1/4" NPTF	1.16 kg
28.525	600	300	bent	yes	yes	G3/8" F	1/4" NPTF	1.16 kg
28.530	1000	700	straight	---	---	G3/8" F	1/4" NPTF	1.41 kg
28.531	1000	700	bent	---	---	G3/8" F	1/4" NPTF	1.41 kg
28.532	1000	700	straight	yes	---	G3/8" F	1/4" NPTF	1.41 kg
28.533	1000	700	bent	yes	---	G3/8" F	1/4" NPTF	1.41 kg
28.534	1000	700	straight	yes	yes	G3/8" F	1/4" NPTF	1.54 kg
28.535	1000	700	bent	yes	yes	G3/8" F	1/4" NPTF	1.54 kg

L = total length (without HP-Gun), GL = grip length, Nozzles not included.

Mosmatic LAN-P (Pro)

Art. Nr.	L	GL	G1	WS	DG	IN	OUT	Weight
904.098	330	300	straight	---	---	G1/4" M	G1/4" M	0.3 kg
902.917	600	300	straight	---	---	G1/4" M	G1/4" M	0.4 kg
902.964	600	300	bent	---	---	G1/4" M	G1/4" M	0.4 kg
903.655	700	300	straight	---	---	G1/4" M	G1/4" M	0.4 kg
902.982	700	300	bent	---	---	G1/4" M	G1/4" M	0.4 kg
903.118	900	700	straight	---	---	G1/4" M	G1/4" M	0.8 kg
904.848	900	700	bent	---	---	G1/4" M	G1/4" M	0.8 kg
902.918	1000	300	straight	---	---	G1/4" M	G1/4" M	0.6 kg
902.981	1000	300	bent	---	---	G1/4" M	G1/4" M	0.6 kg

L = total length, GL = grip length, Nozzles not included.



TECHNICAL DATA

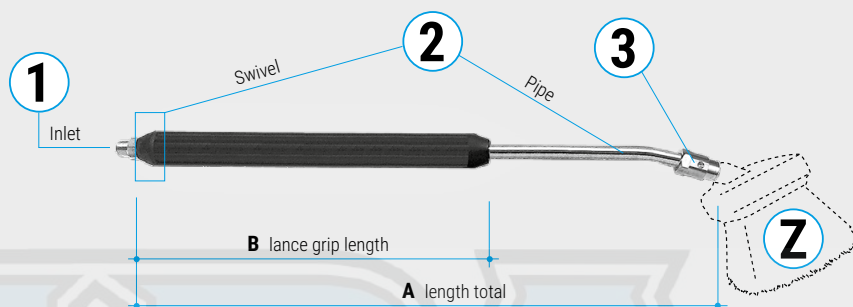
Pressure	275 bar (27.5 MPa)
Temperature	120°C
Nominal width	6
Throughput medium	pH 3-12

Legend

M... = metric thrust, ..M = male, F = female, G = gas pipe thrust, R = gas pipe thrust conical, QV = quick connects, SV = profile ring fitting
D = diameter, L = length, NW = nominal width, SW = wrench size, IN = media input, OUT = media output, RS = basic position

- ✓ **Customize to your needs**
- ✓ **Quality craftsmanship**

Design your personal high pressure lance. Simply choose the in-put out-put, length, grip and matching accessories to suit your needs. Follow the steps 1, 2 and 3 to get the correct part number.



1	Inlet	No.
	M21 x 1.5 F	21.
	M22 x 1.5 F	22.
	conical R3/8" M	23.
	conical R1/4" M	24.

2

Other versions or sizes upon request

A	B
250 mm	200 mm
350 mm	200 mm
500 mm	200 mm
650 mm	400 mm
750 mm	400 mm
850 mm	400 mm
850 mm	800 mm
950 mm	400 mm
950 mm	800 mm
1050 mm	400 mm
1050 mm	800 mm
1250 mm	1000 mm
1500 mm	1300 mm
1750 mm	1300 mm
2000 mm	1800 mm

Pipe straight

Pipe bent

without Swivel	with Swivel	without Swivel	with Swivel
No.	No.	No.	No.
01	41	-	-
02	42	22	62
03	43	23	63
04	44	24	64
05	45	25	65
06	46	26	66
07	47	-	-
08	48	28	68
09	49	29	69
10	50	30	70
11	51	31	71
12	52	32	72
13	53	33	73
14	54	34	74
15	55	35	75

Your Part No.



3	Outlet	No.
	Nozzle socket 1/8"NPTF for locking-screw	0
	Nozzle socket 1/8"NPTF for snap-lock	1
	Nozzle socket 1/4"NPTF for locking-screw	2
	Nozzle socket 1/4"NPTF for snap-lock	3
	R1/4" M (R=conical)	4
	Foam injector ø2.5 R1/4" M (R=conical)	5
	Nozzle socket G3/8" M 1/8"NPTF	6
	Nozzle socket ø16 1/4"NPTF	7
	HP-Coupling ø12	8

Z Suitable Accessories

29.001	29.002	29.003
29.006	29.002	29.003
29.001	29.003	
29.006	29.003	
29.007		
29.007		
29.010		
29.010		
70.020	70.021	904.842


Nozzles not included.

LANCE WITH FILTER SIEVE

- ✓ High-quality craftsmanship
- ✓ Polyurethane grip
- ✓ Optimal for recycled water



The high quality stainless steel Mosmatic lance with integrated sieve. Ideal for an application not using a high pressure gun, connecting the hose directly to the lance.



Mosmatic LAS-C (Classic-Lance with filter sieve, hard plastic handle)



Part No.	L	IN	OUT	Weight
28.003	500	G1/4" M	G3/8" M + 1/8" NPTF	0.5 kg
28.004	650	G1/4" M	G3/8" M + 1/8" NPTF	0.5 kg
28.005	750	G1/4" M	G3/8" M + 1/8" NPTF	0.6 kg
28.006	850	G1/4" M	G3/8" M + 1/8" NPTF	0.6 kg
28.007	950	G1/4" M	G3/8" M + 1/8" NPTF	0.7 kg
28.008	1050	G1/4" M	G3/8" M + 1/8" NPTF	0.7 kg
28.053	500	G3/8" M	G3/8" M + 1/8" NPTF	0.5 kg
28.054	650	G3/8" M	G3/8" M + 1/8" NPTF	0.6 kg
28.055	750	G3/8" M	G3/8" M + 1/8" NPTF	0.6 kg
28.056	850	G3/8" M	G3/8" M + 1/8" NPTF	0.6 kg
28.057	950	G3/8" M	G3/8" M + 1/8" NPTF	0.7 kg
28.058	1050	G3/8" M	G3/8" M + 1/8" NPTF	0.7 kg
28.103	500	G1/4" M	1/4" NPTF	0.5 kg
28.104	650	G1/4" M	1/4" NPTF	0.5 kg
28.105	750	G1/4" M	1/4" NPTF	0.6 kg
28.106	850	G1/4" M	1/4" NPTF	0.6 kg
28.107	950	G1/4" M	1/4" NPTF	0.7 kg
28.108	1050	G1/4" M	1/4" NPTF	0.7 kg
28.153	500	G3/8" M	1/4" NPTF	0.5 kg
28.154	650	G3/8" M	1/4" NPTF	0.6 kg
28.155	750	G3/8" M	1/4" NPTF	0.6 kg
28.156	850	G3/8" M	1/4" NPTF	0.6 kg
28.157	950	G3/8" M	1/4" NPTF	0.7 kg
28.158	1050	G3/8" M	1/4" NPTF	0.7 kg

L = total length, Nozzles not included.

Mosmatic LAH-C (Classic- Lance with filter, Polyurethane - molded soft handle)

Part No.	L	IN	OUT	Weight
28.404	650	G3/8" F	G3/8" M + 1/8" NPTF	0.5 kg
28.414	650	G3/8" F	G3/8" M + 1/4" NPTF	0.5 kg
28.405	750	G3/8" F	G3/8" M + 1/8" NPTF	0.5 kg
28.415	750	G3/8" F	G3/8" M + 1/4" NPTF	0.5 kg

L = total length
100 pieces or more available with red or blue handles. Nozzles not included.



Legend

M... = metric thrust, ..M = male, F = female, G = gas pipe thrust, R = gas pipe thrust conical, QV = quick connects, SV = profile ring fitting
D = diameter, L = length, NW = nominal width, SW = wrench size, IN = media input, OUT = media output, RS = basic position

TECHNICAL DATA

Pressure	275 bar (27.5 MPa)
Temperature	120°C
Nominal width	6
Throughput medium	pH 3-12

- ✓ Perfect for self-service car wash
- ✓ Ergonomic design and easy handling
- ✓ Intensive cleaning also in the food industry



Foam Lance (black)

Part No.	L	LA	IN	Nozzle size	Weight
29.123	700	500	G3/8" F	1.6	1.1 kg

L = total length, LA = lance length

The foam lance is an ideal complement for special cleaning and facility management. The foam nozzle with air injector produces an optimal foam consistency. This guarantees an easy and quick removal of dirt.



Coax Lance

Part No.	L	IN	OUT	Weight
24.950	750	R1/4" M	2x 1/8" NPTF	0.9 kg

L = total length, please order HP-Nozzle, HP-Gun and Foam Head separately.

The Coax Lance is a 2 in 1 product. It allows to switch between High Pressure and Foam simply through a quarter turn on the attached handle. To be able to use the foam-option, an additional chemical regulator (Part No. 90.087 or 90.097) needs to be installed on the High Pressure pump to create foam.

The Vario Lance can be adjusted on the regulator. So you always wash with the desired amount of water.



Vario Lance

Part No.	L	IN	OUT	Weight
24.958	1000	R1/4" M	R1/4" M	0.9 kg

L = total length

Chemical Regulator

with metering valve

Part No.	L	IN/OUT	Fitting	Size	Weight
90.087	2000	M22	brass	1.6	0.9 kg
90.097	2000	M22	INOX	1.6	0.9 kg

The completely stainless steel regulator easily installs between your pressure washer and your high pressure hose. Adjust the chemical dial to determine between thick and thin layers of foam coverage.



Foam Head

Nozzle attachment for normal HP-lances.

Part No.	Material	Color	L	IN	Size	Weight
29.122	brass	black	120	G1/4" F	1.6	0.14 kg
29.129	INOX	blue	180	G1/4" F	1.9	0.18 kg
29.139	brass	black	180	G1/4" F	1.6	0.18 kg
29.156	brass	black	180	G1/4" F	1.9	0.18 kg

Mount the Mosmatic foam head to any existing spray lance. Adjustable flat spray nozzle allows quick adjustment for different foam applications.



TECHNICAL DATA

Pressure	310 bar (31 MPa)
Temperature	100°C
Throughput	max. 45 l/min.
Throughput medium	pH 3-12

Legend

M... = metric thrust, ..M = male, F = female, G = gas pipe thrust, R = gas pipe thrust conical, QV = quick connects, SV = profile ring fitting
D = diameter, L = length, NW = nominal width, SW = wrench size, IN = media input, OUT = media output, RS = basic position

- ✓ Natural hogs hair (60mm)
- ✓ Rugged design
- ✓ Solid construction
- ✓ Polyurethane grip
- ✓ Delivered ready to install


Make Mosmatic brush lances the standard in your wash bay. The solid construction and the unique workmanship ensure longevity and value. Each brush lance has a modular design which allows for individual customer requirements. You choose the in-put out-put, the length of the lance and the protective tube as the matching accessories.



Mosmatic B-LAN-C (Classic)

Part No.	L	GL	DG	IN	Weight
24.984	1050	800	---	R1/4" M	1.34 kg
24.985	1050	800	yes	G1/4" M	1.56 kg
24.986	1250	1000	---	R1/4" M	1.54 kg
24.987	1250	1000	yes	G1/4" M	1.68 kg

L = total length, GL = grip length




Mosmatic B-LAN-C (Classic brush lance for snap lock systems)

Part No.	L	GL	DS	IN	Weight
24.988	950	800	yes	R1/4" M	0.89 kg

L = total length, GL = grip length, DS = Nozzle guard incl.

Nozzles not included

29.003	Nozzle guard	0.004 kg
29.006	Brush head complete with snap-lock feature	1.16 kg



Mosmatic B-LAN-P (Pro)

Part No.	L	GL	WS	DG	IN	Weight
28.540	600	300	---	---	G3/8" F	1.75 kg
28.541	600	300	yes	---	G3/8" F	1.75 kg
28.542	600	300	yes	yes	G3/8" F	1.75 kg
28.545	1000	700	---	---	G3/8" F	2.15 kg
28.546	1000	700	yes	---	G3/8" F	2.15 kg
28.547	1000	700	yes	yes	G3/8" F	2.15 kg

L = total length (without HP-Gun), GL = grip length

TECHNICAL DATA

Pressure	275 bar (27.5 MPa)
Temperature	120°C
Nominal width	6
Throughput medium	pH 3-12

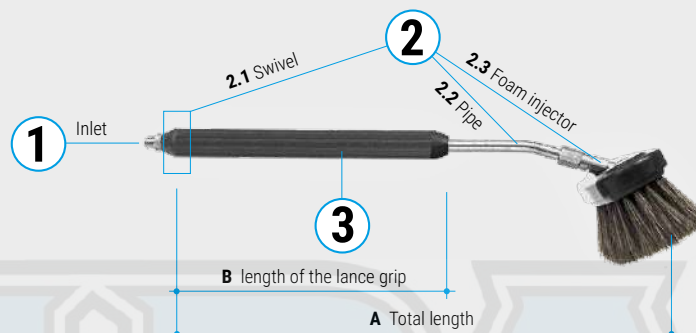
Legend





M... = metric thrust, ..M = male, F = female, G = gas pipe thrust, R = gas pipe thrust conical, QV = quick connects, SV = profile ring fitting
D = diameter, L = length, NW = nominal width, SW = wrench size, IN = media input, OUT = media output, RS = basic position

INDIVIDUAL BRUSH LANCES

- ✓ Complete lances with brush head
- ✓ Natural hogs hair (60 mm)
- ✓ Delivered ready for installation

Customize Mosmatic brushes to your unique application. Simply choose your in-put out-put and desired components by following steps 1-3 to get your part number.



1	Inlet	No.
	M21 x 1.5 F	21.
	M22 x 1.5 F	22.
	conical R3/8" M	23.
	G1/4" M	24.

2.1	2.2	2.3	No.
Swivel	Pipe	Foam injector	
without	straight	without	90
without	bent	without	91
without	straight	with	94
without	bent	with	95
with	straight	without	92
with	bent	without	93
with	straight	with	96
with	bent	with	97

Your Part No.

2 **4** . **9** **7** **3** =



3

Other versions or sizes
upon request

A	B	No.	
900 mm	600 mm	1	(only bent)
900 mm	800 mm	1	(only straight)
1050 mm	800 mm	2	
1250 mm	1000 mm	3	
1500 mm	1300 mm	4	
1750 mm	1300 mm	5	
2000 mm	1800 mm	6	
2500 mm	1800 mm	7	

Legend

M... = metric thrust, ..M = male, F = female, G = gas pipe thrust, R = gas pipe thrust conical, QV = quick connects, SV = profile ring fitting
D = diameter, L = length, NW = nominal width, SW = wrench size, IN = media input, OUT = media output, RS = basic position

- ✓ Minimum working pressure 2.5 bar
- ✓ Minimum flow ratio 5 l/min
- ✓ Natural hogs hair
- ✓ Suitable for weep system
- ✓ Available in multiple lengths
- ✓ Available with built-in swivel

The Mosmatic Flex-Brush Lance provides an additional function when compared to all standard brushes. Directly in front of the head is a mechanism, which slackens the brush head when not under pressure. Increase the pressure and the head solidifies. The Flex-Brush Lance only works under pressure. The pressure build-up occurs by adding coins in the coin box. Durable lightweight construction makes it easy to use while giving you added savings of a longer lasting brush head.



Mark (inside):
L = low pressure (2.5 - 10 bar)
H = high pressure (10 - 80 bar)

F-LAN (2.5 - 10 bar, minimum 5 l/min.)

Part No.	L	IN	Foam injector	DG	Handle	Weight
27.102	1000 mm	R1/4" M	yes	---	---	1750 g
27.103	1300 mm	R1/4" M	yes	---	---	2000 g
27.122	1000 mm	G1/4" M	yes	yes	---	1900 g
27.123	1300 mm	G1/4" M	yes	yes	---	2100 g
27.302	1200 mm	G1/4" M	yes	---	yes	2000 g
27.303	1500 mm	G1/4" M	yes	---	yes	2250 g
27.322	1200 mm	G1/4" M	yes	yes	yes	2150 g
27.323	1500 mm	G1/4" M	yes	yes	yes	2400 g

L = total length

F-LAN HD (10 - 80 bar, minimum 9 l/min.)

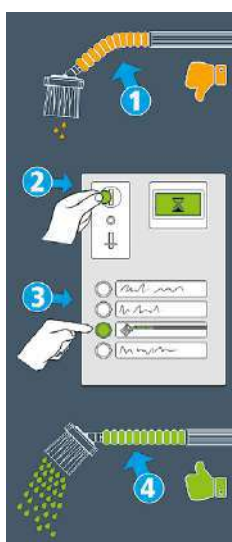
Part No.	L	IN	Foam injector	DG	Handle	Weight
27.107	1000 mm	R1/4" M	yes	---	---	1750 g
27.108	1300 mm	R1/4" M	yes	---	---	2000 g
27.127	1000 mm	G1/4" M	yes	yes	---	1900 g
27.128	1300 mm	G1/4" M	yes	yes	---	2100 g
27.307	1200 mm	G1/4" M	yes	---	yes	2000 g
27.308	1500 mm	G1/4" M	yes	---	yes	2250 g
27.327	1200 mm	G1/4" M	yes	yes	yes	2150 g
27.328	1500 mm	G1/4" M	yes	yes	yes	2400 g

L = total length

Instruction Board

This instruction board explains the concept of the Flex-Brush Lance. It clarifies that the Flex-Brush Lance only works with a paid program. Install the board close to Flex-Brush Lance for visual instruction.

Part No.	Width	Height	Material	Weight
902.999	300 mm	700 mm	2 mm Forex	330 g





Legend

M... = metric thrust, ..M = male, F = female, G = gas pipe thrust, R = gas pipe thrust conical, QV = quick connects, SV = profile ring fitting
D = diameter, L = length, NW = nominal width, SW = wrench size, IN = media input, OUT = media output, RS = basic position



TECHNICAL DATA

Pressure	2.5 - 80 bar (0.25 - 8 MPa)
Temperature	120°C
Nominal width	6
Throughput medium	pH 3-12


Brush	Part No.	Weight	
60 mm Hogs hair	29.011	0.3 kg	
90 mm Hogs hair	29.065	0.3 kg	


Brush Body	Part No.	Weight	
Stainless steel, incl. 2x M5x12 bolts, IN G1/4" F	29.012	0.2 kg	
Stainless steel, incl. 2x M5x12 bolts, IN 1/2" NPTF	29.138	0.3 kg	


Brush Guard	Part No.	Weight	
neutral, plastic, black	29.013	0.1 kg	


Brush Head Complete	Part No.	Weight	
60 mm Hogs hair, with locking-bolt	29.001	0.7 kg	
60 mm Hogs hair, with snap-lock feature	29.006	0.8 kg	
60 mm Hogs hair, IN G1/4" F	29.007	0.6 kg	
90 mm Hogs hair, IN G1/4" F	29.064	0.6 kg	
60 mm Hogs hair, IN 1/2" NPTF	29.151	0.7 kg	
90 mm Hogs hair, IN 1/2" NPTF	29.152	0.7 kg	


Brush Holder	Part No.	Weight	
stainless, with locking-bolt	29.014	0.2 kg	


Brush Holder	Part No.	Weight	
for all sorts of brushes, wall mounted	29.030	0.5 kg	


Check Valve (~1 bar)	Part No.	Weight	
with hard spring, opening pressure ~1 bar, closing pressure ~1.5 bar, NW 6, 275 bar, 90°C			
ø19, INOX, 54 mm, IN G1/4" F, OUT G1/4" F	90.101	0.1 kg	
ø24, INOX, 56.5 mm, IN G1/4" F, OUT G3/8" F	90.102	0.1 kg	
ø24, INOX, 55.5 mm, IN G3/8" F, OUT G1/4" F	90.103	0.1 kg	
ø24, INOX, 58 mm, IN G3/8" F, OUT G3/8" F	90.104	0.15 kg	


Check Valve (~0.1 bar)	Part No.	Weight	
with soft spring, opening pressure ~0.1 bar, closing pressure ~0.15 bar, NW 6, 275 bar, 90°C			
ø19, INOX, 54 mm, IN G1/4" F, OUT G1/4" F	90.105	0.1 kg	
ø24, INOX, 56.5 mm, IN G1/4" F, OUT G3/8" F	90.106	0.1 kg	
ø24, INOX, 55.5 mm, IN G3/8" F, OUT G1/4" F	90.107	0.1 kg	
ø24, INOX, 58 mm, IN G3/8" F, OUT G3/8" F	90.108	0.15 kg	


Foam Injector	Part No.	Weight	
ø2.5, G1/4" F - R1/4" M 6 bar 9 l/min, 100 bar 34 l/min	29.020	0.05 kg	
ø2.5, M12x1 F - R1/4" M 6 bar 9 l/min, 100 bar 34 l/min	29.021	0.05 kg	
ø1.5, G1/4" F - R1/4" M 6 bar 3 l/min, 100 bar 13 l/min	29.060	0.05 kg	


Hand Grip	Part No.	Weight	
PP hand grip - ergonomically			
IN G1/4" M, OUT G1/4" F	29.025	0.3 kg	
IN 3/8" NPTF, OUT 1/8" NPTF	29.085	0.3 kg	
IN G1/4" M, OUT 1/8" NPTF	29.095	0.3 kg	


Handle	Part No.	Weight	
with filter sieve, hard plastic			
IN G1/4" M, OUT M12x1 F	29.801	0.3 kg	
IN G3/8" M, OUT M12x1 F	29.802	0.3 kg	
IN G1/4" M, OUT G1/4" F	29.803	0.3 kg	
Replacement filter sieve	29.023	3 g	


Adaptor for LAN-P	Part No.	Weight	
SW20, ø39	904.097	0.01 kg	


Handle Holder	Part No.	Weight	
ø60, L=200	29.128	0.9 kg	

HP Hose	Part No.	Weight	
NW 6, standard car wash hose			
3000 mm, IN G1/4" F, OUT G1/4" F	90.019	1.1 kg	
3700 mm, IN G1/4" F, OUT G1/4" F	90.020	1.3 kg	
3950 mm, IN G1/4" F, OUT G1/4" F	90.021	1.4 kg	
4200 mm, IN G1/4" F, OUT G1/4" F	90.022	1.5 kg	
4450 mm, IN G1/4" F, OUT G1/4" F	90.023	1.5 kg	
4700 mm, IN G1/4" F, OUT G1/4" F	90.024	1.6 kg	
4950 mm, IN G1/4" F, OUT G1/4" F	90.025	1.7 kg	
5200 mm, IN G1/4" F, OUT G1/4" F	90.026	1.8 kg	
5450 mm, IN G1/4" F, OUT G1/4" F	90.027	1.9 kg	
5700 mm, IN G1/4" F, OUT G1/4" F	90.028	2.0 kg	


HP Hose Comfort	Part No.	Weight	
NW 8 (3/8"), NW 6 (1/4"), M14) lightweight construction, inner core PES			
3500 mm, IN G3/8" M, OUT G3/8" M	90.069	0.5 kg	
4200 mm, IN G3/8" M, OUT G3/8" M	90.059	0.6 kg	
4700 mm, IN G3/8" M, OUT G3/8" M	90.072	0.6 kg	
3500 mm, IN G3/8" F, OUT G3/8" F	90.078	0.5 kg	
4200 mm, IN G3/8" F, OUT G3/8" F	90.079	0.6 kg	
4700 mm, IN G3/8" F, OUT G3/8" F	90.080	0.6 kg	
3500 mm, IN G1/4" F, OUT G1/4" F	90.081	0.5 kg	
4200 mm, IN G1/4" F, OUT G1/4" F	90.082	0.6 kg	
4700 mm, IN G1/4" F, OUT G1/4" F	90.083	0.6 kg	
3500 mm, IN M14 F, OUT M14 F	90.084	0.5 kg	
4200 mm, IN M14 F, OUT M14 F	90.085	0.6 kg	
4700 mm, IN M14 F, OUT M14 F	90.086	0.6 kg	




Lance Holder bracket	Part No.	Weight	
for wall mounting suitable for 29.097 / 29.028 / 29.113 29.121, size 160/160/160 mm	29.099	1.9 kg	




Lances	Part No.	Weight	
chemical spray lance, swiveling, 900 mm, IN G1/4" M, max. 50°C, max. 25 bar, max. 30 l/min.	28.560	0.4 kg	
Koax spray pipe, 1000 mm IN M21x1.5 F, OUT 2x 1/8" NPTF	16219	1.1 kg	
Vario spray pipe, 1000 mm IN M21x1.5 F, OUT 1x 1/8" NPTF	16227	0.9 kg	


Mosmatic HP Gun «Nano»	Part No.	Weight	
275 bar, 150°C, weep IN G3/8" F, OUT G1/4" F	29.054	0.8 kg	

More products see HP Gun page.


Mosmatic Mat holder	Part No.	Weight	
for wall mounting, INOX	90.050	0.4 kg	


Nozzle guard	Part No.	Weight	
plug on ø16 & G3/8"	29.010	0.01 kg	
for 1/8" NPT, SW13	29.002	0.01 kg	
for 1/8" & 1/4" NPT	29.003	0.01 kg	


Nozzle Socket	Part No.	Weight	
for locking-screw SW19 IN G1/4" F, OUT 1/8" NPTF	29.016	0.05 kg	
for locking-screw SW19 IN G1/4" F, OUT 1/4" NPTF	29.017	0.05 kg	
for snap-lock SW19 IN G1/4" F, OUT 1/8" NPTF	29.018	0.1 kg	
for snap-lock SW19 IN G1/4" F, OUT 1/4" NPTF	29.019	0.1 kg	
ø16, IN M12x1 F, OUT 1/8" NPTF + G3/8" M	29.042	0.03 kg	


Nozzles	Part No.	Weight	
for brush lance 1/8" NPT	xx.xxx	0.01 kg	
for HP lance	xx.xxx	0.01 kg	

More products see nozzle page.


OEM Lances	Part No.	Weight	
LAN-P, 600/300, IN: G3/8" F	28.522	1.1 kg	
B-LAN-P, 950/700, IN: G3/8" F	28.548	1.8 kg	

Sign for F-LAN	Part No.	Weight	
300/700/2 mm, Forex	902.999	0.3 kg	


Snap-Lock Feature	Part No.	Weight	
stainless, aluminium, G1/4" M	29.015	0.2 kg	





Splash Guard Flexible	Part No.	Weight	
240/74/28 mm, bracket version round	90.077	0.1 kg	


More products see splash guard page.

Swivel for HP Lance	Part No.	Weight	
IN G3/8" M, OUT G3/8" F	32.534	0.3 kg	

More products see swivel pages.

DGV Heat Shield	Part No.	Weight	
PA, black, screw included, minimum order quantity 15 pcs	28.973	0.04 kg	

Wheelblaster Pro	Part No.	Weight	
Extension for stand pole, 1000 mm	84.907	6.0 kg	
Stand pole, 1000 mm	903.986	7.1 kg	
Cleaning head, ø140 mm, 100/100 IN G3/8" F	84.581	4.2 kg	
Cleaning head, ø250 mm, 160/160 IN G3/8" F	84.591	5.1 kg	
Stabilizer nozzle, 1/4" NPTM, 95 mm	14.901	0.1 kg	
Stabilizer nozzle, 1/8" NPTM, 93 mm	14.902	0.1 kg	

Weep System	Part No.	Weight	
closure pressure ~10-20 bar flow rate ~0.9 l/min. bei 4 bar			
ø10, 6 bar 9 l/min., 100 bar 34 l/min.	29.031	0.1 kg	
ø8, 6 bar 3 l/min., 100 bar 13 l/min.	29.032	0.1 kg	

Legend

M... = metric thrust, ..M = male, F = female, G = gas pipe thrust, R = gas pipe thrust conival, QV = quick connects, SV = profile ring fitting
D = diameter, L = length, NW = nominal width, SW = wrench size, IN = media input, OUT = media output, RS = basic position

- ✓ Polished stainless steel (INOX)
- ✓ With mounting plate
- ✓ 4 nozzles inlets
- ✓ High quality swivel



WBL ø520mm

Part No.	Swivel	Rotor Arm	Weight
84.502	DYF	400/250 mm	7.2 kg
84.512	DYF	470/350 mm	7.3 kg
84.507	DYT	400/250 mm	8.4 kg
84.517	DYT	470/350 mm	8.5 kg

Requires 4x HP nozzles, please order separate

DYF: triple-bearing system, DYT: quadruple bearing system



PARTS


TECHNICAL DATA

Pressure	275 bar (27.5 MPa)
Temperature	120°C
RPM	up to 2000 rpm
Water connection	G3/8" F
Nozzle connection	4x 1/8" NPTF
Throughput medium	pH 3-12

Legend

M... = metric thrust, ..M = male, F = female, G = gas pipe thrust, R = gas pipe thrust conical, QV = quick connects, SV = profile ring fitting
D = diameter, L = length, NW = nominal width, SW = wrench size, IN = media input, OUT = media output, RS = basic position

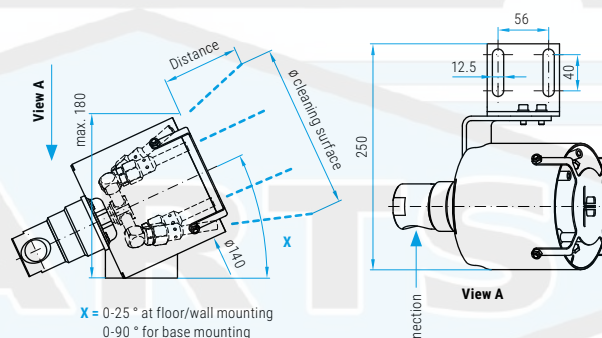

- ✓ Equipped with stabilizer nozzles
- ✓ Assembly on both sides possible
- ✓ Flexible installation options
- ✓ Adjustable spray direction
- ✓ Polished stainless steel (INOX)



WBC

Part No.	Swivel	IN	Rotor arm	Stabilizer Nozzles	Insert Nozzle	Weight
84.602	DYTI	G3/8"F	100/100 mm	4x 14.902	---	4.1 kg
84.603	DYTI	G1/2"F	100/100 mm	4x 14.902	---	4.1 kg
84.604	DYTI	G3/4"F	100/100 mm	4x 14.902	---	4.2 kg

* Requires 4x EG-nozzles, according to your pump specifications



Action diameter

Distance	Cleaning surface
250 mm	300 mm
500 mm	500 mm
750 mm	700 mm
1000 mm	830 mm



Stabilizer Nozzle

(without insert nozzle)


Part No.	IN
14.902	1/8" NPTM

TECHNICAL DATA

Pressure	275 bar (27.5 MPa)
Temperature	120°C
RPM	up to 2000 rpm
Throughput medium	pH 3-12

- ✓ Polished stainless steel (INOX)
- ✓ Equipped with stabilizer nozzles
- ✓ Seamless height and angle adjustable
- ✓ Multiple cleaning heads can be installed
- ✓ High impact at distance

The Mosmatic Wheelblaster Pro is the new standard for vehicle wash systems. The wash head is movable and the desired cleaning angle and height can be selected according to the application. The unit comes equipped with 4 stabilizer nozzles. These four 0° stabilizer nozzles increase distance and impact to achieve optimal cleaning. It is possible to cover a larger cleaning area by mounting various cleaning heads on the 1 meter high stand. (The four 0° tips inserts are sold separately)



WBP with Stand


Part No.	Swivel	IN	Diameter	Rotor arm	Stabilizer Nozzles	Insert Nozzle	Weight
84.541	DYTIs	G3/8°F	ø250 mm	160/160 mm	4x 14.901	---	12.2 kg

* Requires 4x EG-nozzles, according to your pump specifications

WBP without Stand


Part No.	Swivel	IN	Diameter	Rotor arm	Stabilizer Nozzles	Insert Nozzle	Weight
84.581	DYTIs	G3/8°F	ø140 mm	100/100 mm	4x 14.902	---	4.2 kg
84.582	DYTIs	G1/2°F	ø140 mm	100/100 mm	4x 14.902	---	4.2 kg
84.583	DYTIs	G3/4°F	ø140 mm	100/100 mm	4x 14.902	---	4.3 kg
84.584	DYF	G3/8°F	ø140 mm	100 mm	2x 14.902	---	3.4 kg
84.591	DYTIs	G3/8°F	ø250 mm	160/160 mm	4x 14.901	---	5.1 kg
84.592	DYTIs	G1/2°F	ø250 mm	160/160 mm	4x 14.901	---	5.1 kg
84.593	DYTIs	G3/4°F	ø250 mm	160/160 mm	4x 14.901	---	5.2 kg
84.594	DYF	G3/4°F	ø250 mm	160 mm	2x 14.901	---	5.0 kg

* Requires 4x EG-nozzles, ** Requires 2x EG-nozzles, according to your pump specifications

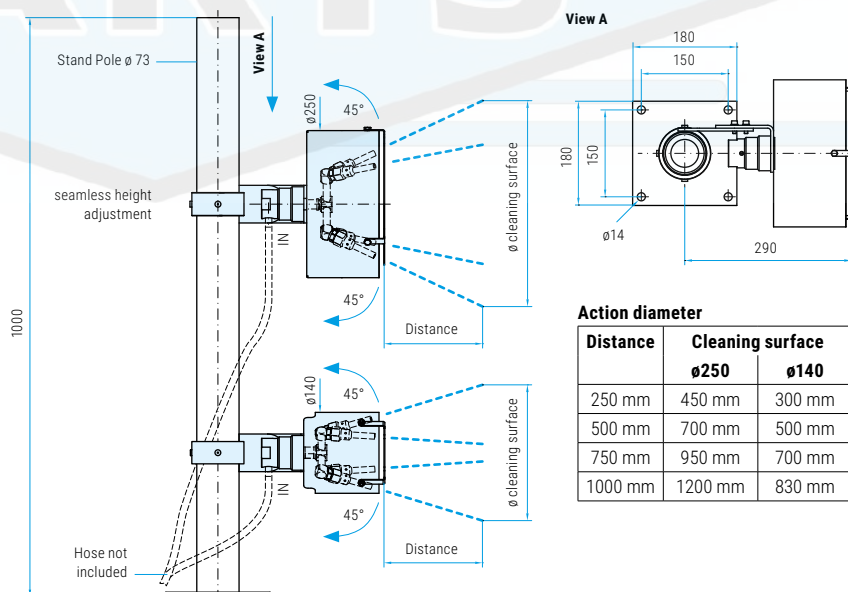


84.907

84.541



84.581



View A

Action diameter

Distance	Cleaning surface	
	ø250	ø140
250 mm	450 mm	300 mm
500 mm	700 mm	500 mm
750 mm	950 mm	700 mm
1000 mm	1200 mm	830 mm

Extension

Part No.	Length	Weight
84.907	1000 mm	6.0 kg

Stand Pole

Part No.	Length	Weight
903.986	1000 mm	7.2 kg

TECHNICAL DATA

Pressure	275 bar (27.5 MPa)
Temperature	120°C
RPM	up to 2000 rpm
Throughput medium	pH 3-12


Legend

M... = metric thrust, ..M = male, F = female, G = gas pipe thrust, R = gas pipe thrust conical, QV = quick connects, SV = profile ring fitting
D = diameter, L = length, NW = nominal width, SW = wrench size, IN = media input, OUT = media output, RS = basic position

UNDERCARRIAGE CLEANER STATIONARY

- ✓ Compact and solid construction
- ✓ Equipped with stabilizer nozzles
- ✓ Modular design

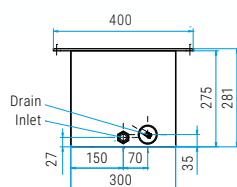
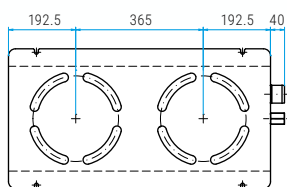

The TUW stationary is perfect for fixed ramp over or sub-floor undercarriage wash systems. Industrial grade stainless plates and boxes come complete with quad bearing swivels and welded balanced rotor arms. The high lift wash design removes heavy debris and cleans without damage to the vehicles undercarriage. Whether a new install or system upgrade this is sure to impress.



TUWs

Part No.	Dimensions (L/W/H)	Weight	Swivels	Rotor arms	Stabilizer Nozzles	Nozzles
80.630	750x300x275	32 kg	2x DYT	200x250 mm	4x 14.901	--- *

* Requires 4x EG-nozzles, according to your pump specifications



Action diameter

Distance from ground	Cleaning surface
100 mm	ø 330 mm
200 mm	ø 400 mm
300 mm	ø 460 mm



Stabilizer Nozzle

(without insert nozzle)

Part No.	IN
14.901	1/4" NPTM
14.902	1/8" NPTM

TECHNICAL DATA

Pressure	275 bar (27.5 MPa)
Temperature	120°C
RPM	up to 2000 rpm
Body	750x300x275 mm
Water connection	G3/4" F
Water drain	2"
Throughput medium	pH 3-12

Legend



M... = metric thrust, ..M = male, F = female, G = gas pipe thrust, R = gas pipe thrust conical, QV = quick connects, SV = profile ring fitting
D = diameter, L = length, NW = nominal width, SW = wrench size, IN = media input, OUT = media output, RS = basic position

UNDERCARRIAGE CLEANER WITH RAMP

- ✓ Mobile undercarriage cleaning
- ✓ Easy and fast assembly
- ✓ 100% stainless steel
- ✓ Only 120 mm in height



This undercarriage cleaner from Mosmatic is the first of its kind using patented technology and only 120mm in height. It will help prolong the life of your vehicles and fleets making them safer for service and maintenance. This all stainless constructed mat can easy be assembled with simple tools in minutes and can be anchored or mobile. Easily adapts to pressure washer pump systems from 22 l/min to 76 l/min, works with hot or cold water systems and chemicals from pH 3-12.



Undercarriage Cleaner with Ramp

Name	Part No.	Piece	Length	Width	Height	Weight
Undercarriage Cleaner with Ramp Set-up	80.501	1x	1462	5018	120	232 kg

Includes:

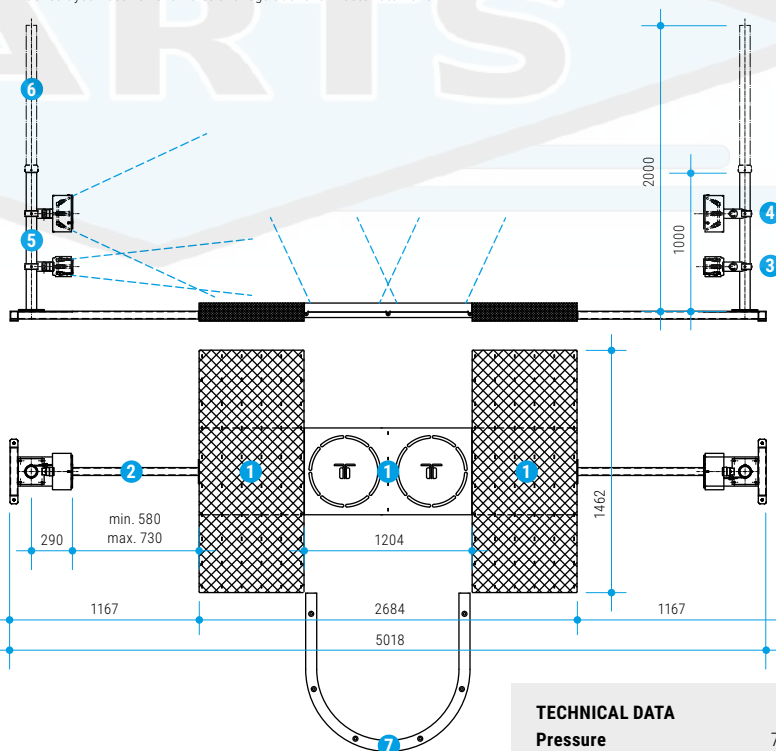
Ramp	80.503	1x	1462	2684	120	170 kg	1
Rigger	80.550	2x	1215	400	65	9.5 kg	2
Low Volume WBP140	84.584	2x	---	---	---	3.5 kg	3
Low Volume WBP250	84.594	2x	---	---	---	4.8 kg	4
Stand	903.986	2x	1000	---	---	7.3 kg	5

Accessories:

Extension	84.907	2x	1000	---	---	6.0 kg	6
Collision protection	80.557	1x	1146	1190	120	49 kg	7

Consult your local laws for rules and regulations for wastewater runoff.

Our vehicles and fleets are some of the most expensive assets we have, that not only endure what nature throws at them but the chemicals and corrosives that are used as well. This wreaks havoc on your vehicles chassis, components, and wear items along with the body. Excessive debris such as dust sand and mud cling to the chassis creating excessive heat on the fluids. Chemicals along with other corrosives, breakdown the chassis and components resulting in failures and service issues. By cleaning the underbody you can help protect your vehicles and fleets from these effects.



TECHNICAL DATA

Pressure	70 bar (7 MPa)
Temperature	120°C
Water connection Ramp	G3/8" M
Water connectiona WBP	4x G3/8" F
Throughput medium	pH 3-12
min. ground clearance	122 mm

Part No. 80.513 Double ramp, information on request.

Legend

M... = metric thrust, ..M = male, F = female, G = gas pipe thrust, R = gas pipe thrust conical, QV = quick connects, SV = profile ring fitting
D = diameter, L = length, NW = nominal width, SW = wrench size, IN = media input, OUT = media output, RS = basic position

- ✓ Delivered ready to install
- ✓ A must for every pay station
- ✓ Protects the coin slot

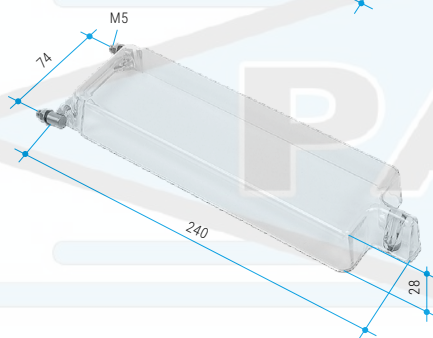
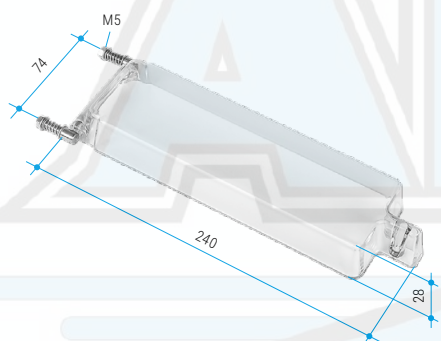
Mosmatic splash guards are a must to prevent water from entering into pay station coin/card slots causing unwanted damage. Choose between the standard version and the flexible version. The flexible version has spring-loaded mounting, adding extra endurance. Existing units already equipped with a Mosmatic splash guard, can be easily upgraded to the new system.



Splash guard flexible

transparent Polycarbonate, INOX mounting brackets

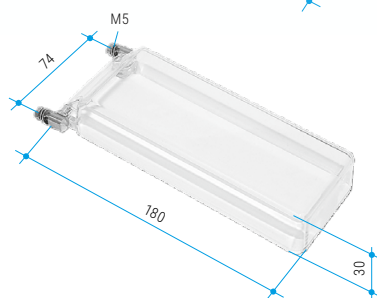
Part No.	Bracket version	Stopper	Weight
90.077	round	magnet	0.1 kg
90.096	round	rubber	0.1 kg



Splash guard standard

transparent Polycarbonate, INOX mounting brackets

Part No.	Bracket version	Stopper	Weight
90.015	round	magnet	0.1 kg
90.076	angular	magnet	0.1 kg



Splash guard short

transparent Polycarbonate, INOX mounting brackets

Part No.	Bracket version	Stopper	Weight
90.071	round	---	0.1 kg

Legend

M... = metric thrust, ..M = male, F = female, G = gas pipe thrust, R = gas pipe thrust conical, QV = quick connects, SV = profile ring fitting
D = diameter, L = length, NW = nominal width, SW = wrench size, IN = media input, OUT = media output, RS = basic position

- ✓ Available with weep option
- ✓ Ergonomically molded
- ✓ Low Trigger Force Technology

Mosmatic offers a wide variety of high pressure guns. From our Low Trigger Force guns that offer 90% reduced holding and 40% less trigger force to models with built in live swivels. Standard and Weep model designs are also available.



Mosmatic HP Gun «Aero»

Pressure: 275 bar, Temperature: 150°C
IN G3/8" F, OUT G1/4" F

Part No.	Weep	Groove	Weight
29.045	---	---	0.5 kg
29.034	yes	---	0.5 kg
29.092	---	yes	0.5 kg
29.037	yes	yes	0.5 kg

Mosmatic HP Gun «Nano»

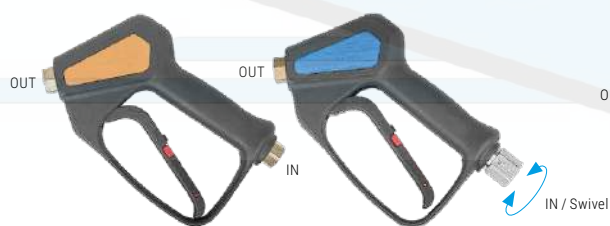
Pressure: 275 bar, Temperature: 150°C
IN G3/8" F, OUT G1/4" F

Part No.	Weep	Groove	Free flow	Weight
29.054	yes	---	---	0.8 kg
29.117	yes	yes	---	0.8 kg
29.144	---	---	---	0.8 kg
29.967	---	---	yes	0.8 kg

HP Gun «Starlet»

Pressure: 250 bar, Temperature: 150°C
IN G3/8" F, OUT G1/4" F

Part No.	Weep	Groove	Weight
29.049	---	---	0.8 kg
29.033	yes	---	0.8 kg
29.093	---	yes	0.8 kg
29.036	yes	yes	0.8 kg



Mosmatic HP Gun «Neo»

Temperature: 150°C
IN G3/8" F, OUT G1/4" F

Part No.	Weep	LTF	Swivel	Pressure	Color	Weight
29.100	---	---	---	310 bar	orange	0.6 kg
29.094	---	yes	---	350 bar	blue	0.6 kg
29.104	---	yes	---	500 bar	red	0.6 kg
29.131	---	yes	yes	350 bar	blue	0.6 kg
29.133	yes	yes	yes	350 bar	blue	0.6 kg
29.141	yes	yes	---	350 bar	blue	0.6 kg
29.161	---	---	yes	275 bar	orange	0.6 kg
29.163	yes	---	yes	275 bar	orange	0.6 kg

LTF = Low Trigger Force

Mosmatic HP Gun «Neo»

Temperature: 150°C
IN G1/2" F, OUT G1/2" F

Part No.	Pressure	Color	Weight
29.135	600 bar	blue	0.7 kg

Our goal:

Providing solutions to solve today's cleaning and sanitation needs.

HIGH PRESSURE

Surface Cleaning and Maintenance

Our complete range of surface cleaners, set the standard for today's commercial and industrial needs. Offering both recovery style and non, we are the perfect choice for large and small flatwork applications. Ergonomic, lightweight and durable designs make us the number one choice for your clean and sanitation needs.



Food Industry

Today's industry calls for water conservation and higher sanitation requirements, Mosmatic components help increase cleaning efficiency while decreasing time and labor as well as reducing waste water.



Municipal

Working together with manufacturers of municipal vehicles, Mosmatic has developed solutions for the high demands of professional road and sidewalk cleaning. We also have the right components to bring in an economically friendly way to clean tunnels, shafts, ducts, pipes, noise protection walls and buildings.



Industrial Cleaning

Mosmatic offers various cleaning tools for industries such as parts cleaning, shipbuilding, wood and metal processing but also for the cleaning of portable toilet cabins, silos, steam hoods and buildings. We offer products that are designed to withstand harsh environments and rugged daily use.




- ✓ Effective and efficient cleaning
- ✓ With fluid recovery system
- ✓ Gum remover bracket

Mosmatic takes the edge off work with the „All in one“ cleaning tool. Remove chewing gum from public areas such as sidewalks, train stations, parks and school facilities. The gum will be cut and lifted ready to be recovered. No chemicals needed.



TECHNICAL DATA

Pressure 350 bar
Temperature 120°C
Inlet G3/8" F



FL-AHB-KAU 750

FEATURES

Chewing Gum remover

This special nozzle, uses it's own trigger gun to activate on chewing gum or persistent stains. The high pressure jets impact at a 45° angle to cut and lift the gum.

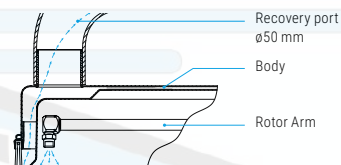
Available sizes: #3 (29.102), #4 (29.103), #5 (29.119)

Gum remover nozzle sold separately.

Recovery System

Environmental protection is more important than ever, leading to the need to recycle waste water. The dual housing and vacuum port allow this function.

Residual water and debris can be recovered, recycled and reused.



Adjustable Height

Stainless steel frame for added stability. Optimize your cleaning results with the height adjustable housing.



Stainless Steel Caster (Premium Quality)

Four 100 mm stainless steel casters with custom mounting brackets, ensure easy maneuvering even in confined spaces.

Part No. 80.956

Rotor Arms

Can withstand up to 500 bar, and are precision welded and balanced.



2cp2 (2 Arms / 2 Nozzles)

Part No. 82.946 (ø470 mm)

3cp3 (3 Arms / 3 Nozzles)

Part No. 82.947 (ø700 mm)

Optional: Part No. 82.9069 (ø450 mm), 1/8"

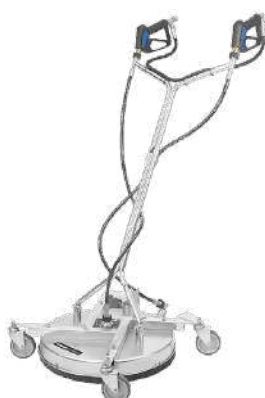
Quality Swivel

High rpm stainless steel swivel, features reinforced self lubricated stainless steel ball bearings for improved performance. The dual spring based carbide seal system, guarantees long lasting operation under tough conditions.



DYCI Swivel

Part No. 55.253




FL-AHB-KAU 520

Name	Part No.	ø	Weight	Swivel	Rotor Arm	HP- Nozzles	HP- Gun	Stainless Steel Caster
FL-AHB-KAU 520	80.766	520	20.0 kg	1x DYCI	2x 1/8" NPTF	2x 18.1503	2x	4x ø100
FL-AHK-KAU 520*	80.767	520	20.0 kg	1x DYCI	2x 1/8" NPTF	2x 18.1503	2x	4x ø100
FL-AHB-KAU 750	80.768	750	26.5 kg	1x DYCI	3x 1/8" NPTF	3x 18.1503	2x	4x ø100

* with plastic rim guard, no brush ring

Gum remover nozzle sold separately.

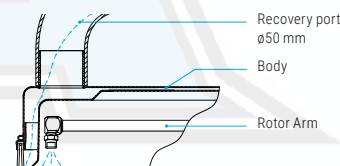
- ✓ Designed for professional cleaning
- ✓ With fluid recovery system
- ✓ High durability
- ✓ Height-adjustable



FEATURES

Recovery System

Environmental protection is more important than ever, leading to the need to recycle waste water. The dual housing and vacuum port allow this function.



Residual water and debris can be recovered, recycled and reused.

Adjustable Height

Stainless steel frame for added stability. Height adjustable housing ensures the best cleaning results.



Stainless Steel Caster (Premium Quality)

Four 100 mm stainless steel casters with custom mounting brackets ensure easy maneuvering even in confined spaces.

Part No. 80.956

Rotor Arms

Can withstand up to 500 bar, and are precision welded and balanced.



2cp2 (2 Arms / 2 Nozzles)

Part No. 82.946 (ø470 mm), 1/8"

Part No. 82.941 (ø470 mm), 1/4"

Optional: Part No. 82.9069 (ø450 mm), 1/8"

3cp3 (3 Arms / 3 Nozzles)

Part No. 82.947 (ø700 mm), 1/8"

4p4 (4 Arms / 4 Nozzles)

Part No. 82.9133 (ø470/350 mm), 1/4"

Part No. 82.9108 (ø686/600 mm), 1/4"

Quality Swivel

High rpm stainless steel swivel features reinforced self lubricated stainless steel ball bearings for improved performance. The dual spring based carbide seal system, guarantees long lasting operation under tough conditions.



DYCI Swivel

Part No. 55.253

DXTI Swivel

Part No. 39.910

DYDI Swivel (500 bar)


Part No. 55.263

Name	Part No.	ø	NW	Weight	Swivel	Rotor Arm	HP- Nozzles	HP- Gun	Stainless Steel Caster
FL-AH 520	80.764	520	6	17.5 kg	1x DYCI	2x 1/8" NPTF	2x 18.1503	1x	4x ø100
FL-AH 520*	80.792	520	12	20.0 kg	1x DXTI	4x 1/4" NPTF	4x 18.1503	1x	4x ø100
FL-AHY 520**	80.188	520	6	17.0 kg	1x DYDI	2x 1/8" NPTF	--	--	4x ø100
FL-AH 750	80.765	750	6	23.5 kg	1x DYCI	3x 1/8" NPTF	3x 18.1503	1x	4x ø100
FL-AH 750*	80.793	750	12	26.0 kg	1x DXTI	4x 1/4" NPTF	4x 18.1503	1x	4x ø100
FL-AHY 750**	80.388	750	6	23.0 kg	1x DYDI	3x 1/8" NPTF	--	--	4x ø100

* Inlet G1/2" F ** Pressure: 500 bar / Inlet G1/4" M

TECHNICAL DATA

Pressure 350 / 500 bar
Temperature 120°C
Inlet G1/4" M
 G3/8" F
 G1/2" F



FL-AH 750



FL-AH 520

- ✓ With fluid recovery system
- ✓ Integrate high quality swivel
- ✓ Ready to use

Mosmatic Allrounder with recovery is ideal for smaller and hard to reach areas both indoors and out. Small compact and lightweight design is ideal for jobs large or small. Using your vac system, water can be recovered, reused or discharged.



TECHNICAL DATA

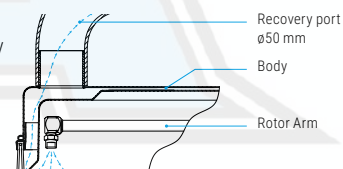
Pressure 275 bar
Temperature 120°C
Inlet G3/8" F

FEATURES

Recovery System

Environmental protection is more important than ever. These recovery units have a double wall housing to optimize vacuum power.

Residual water and debris can be recovered, recycled and reused.



Rotor Arms

Can withstand up to 275 bar, are precision welded and balanced.

2w2 (2 Arms / 2 Nozzles)

Part No. 82.621 (ø150 mm)

2w2 (2 Arms / 2 Nozzles)

Part No. 82.623 (ø250 mm)

2w2 (2 Arms / 2 Nozzles)

Part No. 82.625 (ø350 mm)

Proven innovation

Developed by Mosmatic and in service for years, the toggle swivel has proven itself. The toggle joint feature allows effortless cleaning of walls and angled surfaces. The movement of the joint is adjustable for fatigue free cleaning.

KDYF Toggle Swivel

Part No. 58.908

Quality Swivel

High rpm stainless steel swivel, features reinforced self lubricated stainless steel ball bearings for improved performance. The dual spring based carbide seal system, guarantees long lasting operation under tough conditions.

DYF Swivel

Part No. 58.000 (ø200 mm)

Part No. 58.250 (ø410 mm)

Stainless Steel Caster

Heavy duty ø60 mm casters with custom mounting brackets ensure easy maneuvering even in confined spaces.

Stainless Steel Caster

Part No. 80.943

Caster for ø200 mm

Part No. 80.922



FL-AER 410



FL-AER 300

FL-AER 200

FL-AEB 200

Name	Part No.	ø	Weight	Swivel	Rotor Arm	Nozzles	HP-Gun	Wheels
FL-AEB 200	78.230	200	2.8 kg	1x DYF	2x 1/8" NPTF	2x 18.1503	1x	--
FL-AER 200	78.240	200	4.2 kg	1x KDYF	2x 1/8" NPTF	2x 18.1503	1x	3x ø42
FL-AER 300	78.242	300	5.6 kg	1x KDYF	2x 1/8" NPTF	2x 18.1503	1x	3x ø60
FL-AER 410	78.249	410	9.0 kg	1x DYF	2x 1/8" NPTF	2x 18.1503	1x	3x ø60

- ✓ **Integrated Recovery**
- ✓ **Temperatures up to 120°C**
- ✓ **Integrate high quality toggle swivel**
- ✓ **Ready to use**



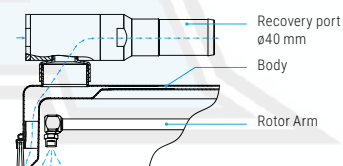
TECHNICAL DATA

Pressure	275 bar
Temperature	120°C
Inlet	G3/8" F

FEATURES

Integrated recovery

The black anodized aluminum suction device collects the dirty water via the Venturi and double housing principal. Mount your export hose on the suction device and place it into the desired port to drain the water. The use of a vacuum system is no longer needed.



Rotor Arms

Can withstand up to 275 bar, are precision welded and balanced.




2w2 (2 Arms / 2 Nozzles)

Part No. 82.623 (ø250 mm)

Quality Swivel

High rpm stainless steel swivel features reinforced self lubricated stainless steel ball bearings for improved performance. The dual spring based carbide seal system, guarantees long lasting operation under tough conditions.



KDYF Toggle Swivel

Part No. 58.912

Stainless Steel Caster

Heavy duty ø60 mm casters with custom mounting brackets ensure easy maneuvering even in confined spaces.



Stainless Steel Caster

Part No. 80.943



FL-SAR

Name	Part No.	ø	Weight	Swivel	Rotor Arm	Nozzles	HP-Gun	Casters
FL-SAR 300	78.243	300	5.9 kg	1x KDYF	2x 1/8" NPTF	2x 18.1503 / 1x #3*	1x	3x ø60

Accessories

Name	Part No.	Nozzles
Nozzles package	78.983	2x 1502 / 1x #2*

* #2 and #3 internal nozzles self recovery

- ✓ **Integrated Recovery**
- ✓ **Temperatures up to 120°C**
- ✓ **High durability**
- ✓ **Multifunctional**

The new Mosmatic Aqua Pro with an integrated water recovery system. This surface cleaner does not require an external industrial vacuum. Thanks to the venturi nozzle that is attached directly to the housing, wastewater can be discharged with a standard vac hose. The Aqua Pro can clean and recover or both at the same time.



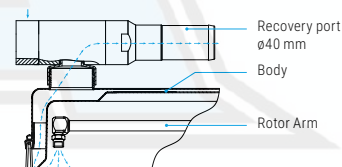
TECHNICAL DATA

Pressure	350 bar
Temperature	120°C
Inlet	G3/8" F

FEATURES

Integrated recovery

The black anodized aluminum suction device collects the wastewater via the Venturi and double housing principal. Mount your export hose on the suction device and place it into the desired port to drain the water. The use of a vacuum system is no longer needed.



Rotor Arms

Can withstand up to 500 bar, are precision welded and balanced.

2cp2 (2 Arms / 2 Nozzles)

Part No. 82.946 (ø470 mm)

Quality Swivel

High rpm stainless steel swivel, features reinforced self lubricated stainless steel ball bearings for improved performance. The dual spring based carbide seal system, guarantees long lasting operation under tough conditions.

DYCI Swivel

Part No. 55.253

Adjustable Height

Stainless steel frame for added stability. Optimize your cleaning results with the height adjustable housing.

Stainless Steel Caster (Premium Quality)

Four 100 mm stainless steel casters with custom mounting brackets, ensure easy maneuvering even in confined spaces.

Part No. 80.956

HP Guns

1. HP-Gun = high pressure cleaning
2. HP-Gun = recovery function



Name	Part No.	ø	Weight	Swivel	Rotor Arm	Nozzles	HP-Gun	Casters
FL-SAR 520	80.769	520	20 kg	1x DYCI	2x 1/8" NPTF	2x 18.1503 / 1x #3*	2x	4x ø100

Accessories

Name	Part No.	Nozzles
Nozzles package	78.983	2x 1502 / 1x #2*

* #2 and #3 internal nozzles self recovery

- ✓ With fluid recovery system
- ✓ Ready to use
- ✓ Designed for higher pressures

The Graffiti remover has an upgraded swivel and rotor arm for more industrial applications such as graffiti removal. It is also used in restoring a wide variety of surfaces, as well as indoor and outdoor contract cleaning.

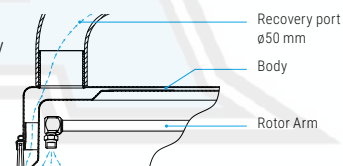


FEATURES

Recovery System

Environmental protection is more important than ever. These recovery units have a double wall housing to optimize vacuum power.

Residual water and debris can be recovered, recycled and reused.



Rotor Arms

Can withstand up to 500 bar, are precision welded and balanced.



2p2 (2 Arms / 2 Nozzles)

Part No. 82.9051 (ø150 mm) Part No. 82.323 (ø250 mm)

Brush Ring

Ideal for outdoor applications such as concrete, brick, limestone or wood surfaces.



Plastic rim guard

Indoor use, prevents dirt and debris from building up on the rim. Adheres to purity regulation in the food and clinical industries.

Quality Swivel

High rpm stainless steel swivel features reinforced self lubricated stainless steel ball bearings for improved performance. The dual spring based carbide seal system, guarantees long lasting operation under tough conditions.



DYW Swivel

Part No. 55.020

Name	Part No.	ø	Weight	Swivel	Rotor Arm	HP-Nozzles	HP-Gun
FL-ABB 200	78.235	200	2.7 kg	1x DYW	2x 1/8" NPTF	2x 18.1503	1x
FL-ABK 200*	78.236	200	2.8 kg	1x DYW	2x 1/8" NPTF	2x 18.1503	1x
FL-ABB 300	78.237	300	3.2 kg	1x DYW	2x 1/8" NPTF	2x 18.1503	1x
FL-ABK 300*	78.238	300	3.3 kg	1x DYW	2x 1/8" NPTF	2x 18.1503	1x

* with Plastic rim guard

TECHNICAL DATA

Pressure 350 bar
Temperature 120°C
Inlet G3/8" F



FL-ABB 300



FL-ABB 200

- ✓ Added lance and holder
- ✓ Solid construction
- ✓ Height-adjustable
- ✓ Quality high pressure swivel



TECHNICAL DATA

Pressure	275 bar
Temperature	120°C
Inlet	G3/8" F



FL-PH 750



FL-PH 520

FEATURES

Two Tools In One

The lance quick connects to the existing HP-gun allowing you to prep your surface, clean corners, rinse over spray and clean other hard to reach areas.



Adjustable Height

Stainless steel frame for added stability. Adjust to compensate for uneven surfaces.




Stainless Steel Caster (Premium Quality)

Four 100 mm stainless steel casters with custom mounting brackets ensure easy maneuvering even in confined spaces.
Part No. 80.956

Rotor Arms

Can withstand up to 275 bar, are precision welded and balanced.



2cw2 (2 Arms / 2 Nozzles)

Part No. 82.942 (ø470 mm)

3cw3 (3 Arms / 3 Nozzles)

Part No. 82.943 (ø700 mm)

Optional: Part No. 82.9069 (ø450 mm), 1/8"

Quality Swivel

High rpm stainless steel swivel features reinforced self lubricated stainless steel ball bearings for improved performance. The dual spring based carbide seal system, guarantees long lasting operation under tough conditions.



Part No. 55.253

Name	Part No.	ø	Weight	Swivel	Rotor Arm	Lance Nozzle	HP- Nozzles	HP- Gun	Stainless Steel Caster
FL-PH 520	80.754	520	16.2 kg	1x DYCI	2x 1/8" NPTF	1x 1506	2x 18.1503	1x	4x ø100
FL-PH 750	80.755	750	22.5 kg		3x 1/8" NPTF	1x 1508	3x 18.1503		

- ✓ Added lance and holder
- ✓ Solid construction
- ✓ Quality high pressure swivel
- ✓ Ready to use
- ✓ Easy to maneuver



FEATURES

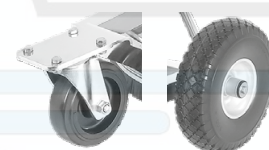
Two Tools In One

The lance quick connects to the existing HP-gun allowing you to prep your surface, clean corners, rinse over spray and clean other hard to reach areas.



Large caster

The quality stainless steel caster and the two pneumatic tires enables easy maneuvering over uneven surfaces like ramps, grates and texturized surfaces.



Rotor Arms

Can withstand up to 275 bar, are precision welded and balanced.



2cw2 (2 Arms / 2 Nozzles)

Part No. 82.942 (ø470 mm)

3cw3 (3 Arms / 3 Nozzles)

Part No. 82.943 (ø700 mm)

Optional: Part No. 82.9069 (ø450 mm), 1/8"

Quality Swivel

High rpm stainless steel swivel features reinforced self lubricated stainless steel ball bearings for improved performance. The dual spring based carbide seal system, guarantees long lasting operation under tough conditions.



Part No. 55.253

Name	Part No.	ø	Weight	Swivel	Rotor Arm	Lance Nozzle	HP-Nozzles	HP-Gun	Caster
FL-PB 520	80.675	520	22.5 kg	1x DYCI	2x 1/8" NPTF	1x 1506	2x 18.1503	1x	1x ø125 2x ø260
FL-PB 750	80.685	750	26.5 kg		3x 1/8" NPTF	1x 1508			



FL-PB 750



FL-PB 520

- ✓ Also model up to 500 bar available
- ✓ Maintenance free
- ✓ Quality stainless steel swivel
- ✓ Ready to use



TECHNICAL DATA

Pressure	275 / 500 bar
Temperature	120°C
Inlet	G3/8" F
	G1/4" M



FL-CR 750

FEATURES

Rotor Arms

Can withstand up to 500 bar, are precision welded and balanced.

2cw2 (2 Arms / 2 Nozzles)

Part No. 82.942 (ø470 mm)

3cw3 (3 Arms / 3 Nozzles)

Part No. 82.943 (ø700 mm)

2cp2 (2 Arms / 2 Nozzles)

Part No. 82.946 (ø470 mm), 1/8", 500 bar

Optional: Part No. 82.941 (ø470 mm), 1/4", 500 bar

Optional: Part No. 82.9069 (ø450 mm), 1/8", 500 bar

3cp3 (3 Arms / 3 Nozzles)

Part No. 82.947 (ø700 mm), 1/8", 500 bar

Stainless Steel Caster

Heavy duty ø60 mm casters with custom mounting brackets ensure easy maneuvering even in confined spaces.



Stainless Steel Caster

Part No. 80.912

Quality Swivel

High rpm stainless steel swivel features reinforced self lubricated stainless steel ball bearings for improved performance. The dual spring based carbide seal system, guarantees long lasting operation under tough conditions.



DYCI Swivel

Part No. 55.253

DYDI Swivel (500 bar)

Part No. 55.263



FL-CR 520

FL-CG 520

Name	Part No.	ø	Weight	Swivel	Rotor Arm	HD- Nozzles	HP- Gun	Stainless Steel Caster
FL-CG 520	80.750	520	10.3 kg	1x DYCI	2x 1/8" NPTF	2x 18.1503	1x	--
FL-CR 520	80.751	520	12.0 kg	1x DYCI	2x 1/8" NPTF	2x 18.1503	1x	4x ø60
FL-RY 520*	80.158	520	11.5 kg	1x DYDI	2x 1/8" NPTF	--	--	4x ø60
FL-RY 750*	80.358	750	13.5 kg	1x DYDI	3x 1/8" NPTF	--	--	4x ø60
FL-CR 750	80.752	750	15.5 kg	1x DYCI	3x 1/8" NPTF	3x 18.1503	1x	4x ø60

* Pressure: 500 bar / Inlet G1/4" M

- ✓ Available in various designs
- ✓ Multi-functional, suitable for any surfaces
- ✓ Ready to install



FEATURES

Rotor Arms

Can withstand up to 275 bar, and are precision welded and balanced.

2w2 (2 Arms / 2 Nozzles)
Part No. 82.621 (ø150 mm)

2w2 (2 Arms / 2 Nozzles)
Part No. 82.623 (ø250 mm)

2w2 (2 Arms / 2 Nozzles)
Part No. 82.625 (ø350 mm)

Proven Innovation

Developed by Mosmatic and in service for years, the toggle swivel has proven itself. The toggle joint feature allows effortless cleaning of walls and angled surfaces. The movement of the joint is adjustable for fatigue free cleaning.

KDYF Toggle Swivel

Part No. 58.908

Quality Swivel

High rpm stainless steel swivel, features reinforced self lubricated stainless steel ball bearings for improved performance. The dual spring based carbide seal system, guarantees long lasting operation under tough conditions.

DYF Swivel

Part No. 58.000

Stainless Steel Caster

Heavy duty ø60 mm casters with custom mounting brackets ensure easy maneuvering and longevity.

Stainless Steel Caster

Part No. 80.943



FL-ERG 410



FL-ER 410

FL-EG 410

FL-ER 300

FL-EG 300

FL-EG 200

FL-EB 200

Name	Part No.	ø	Weight	Swivel	Rotor Arm	HP- Nozzles	HP- Gun	Lance/ Fork	Stainless Steel Caster
FL-EB 200	78.200	200	1.9 kg	1x DYF	2x 1/8" NPTF	2x 18.15030	1x	---	---
FL-EG 200	78.210	200	2.4 kg	1x KDYF	2x 1/8" NPTF	2x 18.15030	1x *	Lance *	---
FL-EG 300	78.212	300	3.2 kg	1x KDYF	2x 1/8" NPTF	2x 18.15030	1x *	Lance *	---
FL-ER 300	78.222	300	4.3 kg	1x KDYF	2x 1/8" NPTF	2x 18.15030	1x *	Lance *	3x ø60
FL-EG 410	78.214	410	4.7 kg	1x KDYF	2x 1/8" NPTF	2x 18.15030	1x	Lance	---
FL-ER 410	78.224	410	5.9 kg	1x KDYF	2x 1/8" NPTF	2x 18.15030	1x	Lance	3x ø60
FL-ERG 410	78.229	410	8.3 kg	1x DYF	2x 1/8" NPTF	2x 18.15030	1x	Fork	3x ø60

- ✓ Steam cleaned surfaces are flash dry
- ✓ Huge time saving
- ✓ Mosmatic quality swivel and rotor arm
- ✓ Adjustable drive and impact angle
- ✓ Temperature up to 180°C



FEATURES

Quality Swivel

The heart of a Mosmatic Steaminator is the swivel which is reinforced with self lubricating, stainless steel ball bearings and a high temperature seal system. The DXF is specially designed for high revolutions to ensure long lasting durability. Both STM models come with our patented swivel. This swivel is perfect for cleaning many surfaces including walls while remaining flush to the surface.



KDXFS Toggle Swivel for ø200/ø300


Part No. 38.905

DXFS Swivel for ø200

Part No. 38.904

Rotor arm

The adjustable rotor arm allows the user to change the spray angle and the impact on the surface being cleaned.



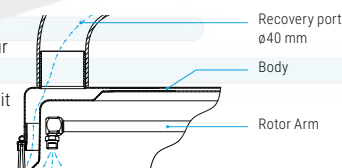
2s3 (2 Arms / 2 Nozzles)

Part No. 88.935 (ø150 mm)

Part No. 88.936 (ø250 mm)

Recovery System

The double walled housing and reclaim port allow you to attach your vacuum system to the unit. This decreases drying time and allows the user to recover and recycle the used liquid and residue, making it an eco-friendly alternative to cleaning with just one lance.



Polyamide Casters

The casters allow free movement in any direction while keeping the nozzles an even distance from the cleaning surface. Fatigue is therefore reduced while saving you time and energy.



Polyamide Caster

Part No. 80.986 (for ø200 and ø300)

Splash protection

The plastic rim guard prevents over spray and flying debris. It is extremely effective thanks to the wavy design.




Name	Part No.	ø	Swivel	Rotor arm	Nozzles	PA Casters	Weight
STM 200	78.091	200	1x DXFS	2x 1/8" NPTF	2x 18.50290	3x ø60	2.6 kg
STM 200	78.096	200	1x KDXFS	2x 1/8" NPTF	2x 18.50290	3x ø60	2.8 kg
STM 300	78.191	300	1x KDXFS	2x 1/8" NPTF	2x 18.50290	3x ø60	4.0 kg

Steam gun not included.

TECHNICAL DATA

Pressure	20 bar
Temperature	180°C
Inlet	M22 x 1.5-M
Throughput medium	Steam

Works best with
a 10 kW steam machine.



STM 300



STM 200

Steam nozzle



Part No.	IN	Angle	ø
18.50290	1/8" NPTM	50°	2.9

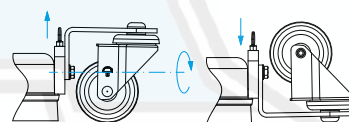
- ✓ 2-in-1
- ✓ Versatile in use
- ✓ High precision rotor arm/rotor unit
- ✓ High quality swivel or toggle swivel
- ✓ Easy flip function



FEATURES

Flip function

Effortless turning of the wheels / 2-in-1 function. The Hurricane Flip can be converted from a floor cleaner to an undercarriage cleaner in just a few simple steps.



Part No. 80.9030 ø300

Part No. 80.9045 ø520

HURRICANE FLIP ø520 FEATURES

High quality swivel

DYF swivel with reinforced, self-lubricating stainless steel ball bearings and a carbide sealing system for high speed rotation.

Part No. 58.323



High precision rotor arm

The rotor arm, which is manufactured in an automated welding process is robust and balanced.

Part No. 82.942 ø470 mm



HURRICANE FLIP ø300 FEATURES

High precision rotor unit

DYF swivel with reinforced, self-lubricating bearings made from stainless steel and a carbide sealing for high RPM. New rotor arm design with low profile for cleaning jobs with limited clearance.


Part No. 58.913



Toggle swivel

The proven toggle joint makes easy and effortless cleaning possible. Positioned on the side of the housing, this special construction enables cleaning under the vehicle.


Part No. 42.906



HP-Coupling

The quick coupler easily connects or disconnects the lance to the rotor unit for storage purposes or for use with other equipment.

Part No. 70.021 + 70.904



Hurricane Flip

Name	Part No.	ø	min. Clearance	Weight	Rotorarm	HP-Nozzles	HP-Gun	Stainless Steel Caster
HURF-300	78.602	300	105 mm	5.3 kg	2x 1/8" NPTF	2x 18.15030	1x	3x ø60
HURF-520	80.606	520	145 mm	13.0 kg	2x 1/8" NPTF	2x 18.15030	1x	4x ø60

Other nozzles sizes please order separately.

TECHNICAL DATA

Pressure 275 bar
Temperature 120°C
Inlet G3/8" F



140



100

Important: Do not use unprotected!

- ✓ Ergonomical and versatile
- ✓ Easy to maneuver
- ✓ Ready to use
- ✓ Complete stainless steel



TECHNICAL DATA

Pressure	275 bar
Temperature	120°C
Inlet	G3/8" F

FEATURES

Stabilizer Nozzles

With the stabilizer nozzle, you can increase the distance and pressure impact to your surface. Standard on 80.603 and 80.604.

HP-Nozzles

Standard HP, 15° nozzles are used to achieve the cleaning on the object. These nozzles are used on the models 80.601 and 80.602.

Rotor Arms

Can withstand up to 275 bar, are precision welded and balanced.

Part No. 82.891 ø470

Part No. 82.9014 ø700

Quality Swivel

High rpm stainless steel swivel features reinforced self lubricated stainless steel ball bearings for improved performance. The dual spring based carbide seal system, guarantees long lasting operation under tough conditions.

Part No. 58.553

Hurricane

Name	Part No.	ø	min. Clearance	Weight	HP-Nozzles	HP-Gun	Caster/Wheels
HUR-520	80.601	520	165 mm	15.0 kg	2x 18.1503	1x	3x ø100
HUR-750	80.602	750	165 mm	19.0 kg	3x 18.1503	1x	3x ø100
HUR-520	80.603	520	230 mm	17.5 kg	2x 18.030EG	1x	3x ø100
HUR-750	80.604	750	230 mm	20.6 kg	3x 18.030EG	1x	3x ø100

Other nozzles sizes please order separately.




Accessories

Name	Part No.	Nozzles	HP-Gun	Upper Fork	LP-Hose	Weight
Low pressure package	80.9011	---	1x	1x	1x	3.8 kg

* Nozzles not included, please order separately.

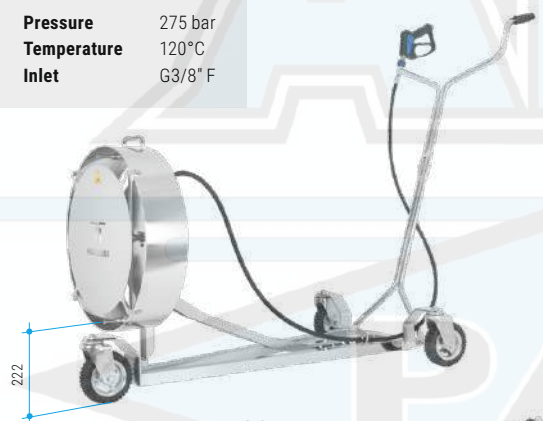
Important: Do not use unprotected!

- ✓ 6 different cleaning angles
- ✓ Ergonomical and versatile
- ✓ Easy to maneuver
- ✓ Ready to use
- ✓ Complete stainless steel



TECHNICAL DATA

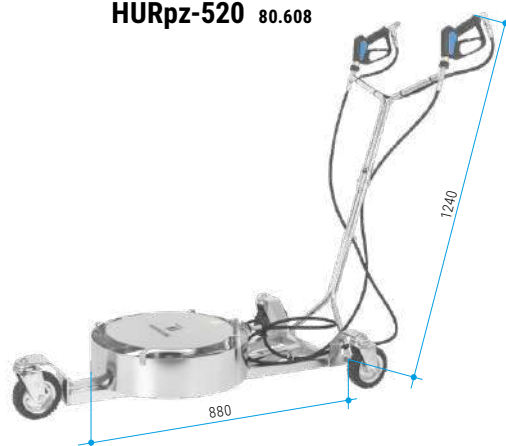
Pressure 275 bar
Temperature 120°C
Inlet G3/8" F



HURp-520 80.607




HURpz-520 80.608



FEATURES

Cleaning angles

The Hurricane Pro cleaner offers the ability to pivot the spray deck which allows for multiple cleaning angles. Deck adjustment from 0° to maximum 90°.



Large casters

Three large casters make your cleaning job easier with full range of motion, allowing you to maneuver even on rough surfaces.



Stabilizer Nozzles

With the stabilizer nozzle, you can increase the distance and pressure impact to your surface. Standard on 80.607 and 80.608.



Rotor Arms

Can withstand up to 275 bar, are precision welded and balanced.



Part No. 82.891 ø470

Part No. 82.9014 ø700

Quality Swivel

High rpm stainless steel swivel features reinforced self lubricated stainless steel ball bearings for improved performance. The dual spring based carbide seal system, guarantees long lasting operation under tough conditions.



Part No. 58.553

Low pressure option

This provides the ability to apply chemicals at low pressure, for example, salt neutralization, oil removal or other chemical applications.



Hurricane Pro

Name	Part No.	ø	min. Clearance	Weight	HP-Nozzles	LP-Nozzles	HP-Gun	Casters
HURp-520	80.607	520	225 mm	31.0 kg	2x 18.030EG	--	1x	3x ø150
HURpz-520	80.608	520	225 mm	34.0 kg	2x 18.030EG	4x 18.1508	2x	3x ø150

Other nozzles sizes please order separately.

Accessories

Name	Part No.	Nozzles	HP-Gun	Upper Fork	LP-Hose	Weight
Low pressure package	80.9011	--- *	1x	1x	1x	3.8 kg

* Nozzles not included, please order separately.

Important: Do not use unprotected!

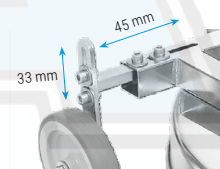
- ✓ Height and width adjustable
- ✓ Quad bearing swivel
- ✓ For professional roof cleaners



FEATURES

Height and width adjustable

The DR-520. Width is adjustable up to 90 mm and 33 mm in height. Will work for most roof designs adding safety and stability.



Safety Eye

Allows you to easily secure the roof cleaner with a safety rope or cable.



Pressure Gauge

Use the pressure gauge to monitor your cleaning pressure. This allows you to ensure proper pressure when cleaning a variety of roofing materials.

Part. No. 903.032



Ball Valve

Makes it easy and convenient to turn off the flow to the unit.

Part. No. 90.066



Rotor Arms

Can withstand up to 275 bar or 500 bar, are precision welded and balanced.

2cw2 (2 Arms / 2 Nozzles / 275 bar)

Part No. 82.942 1/8" (ø470 mm)

Part No. 82.975 1/4" (ø470 mm)

2cw2 (2 Arms / 2 Nozzles / 500 bar)

Part No. 82.941 1/4" (ø470 mm)



Quality Swivel

High rpm stainless steel swivel features 4x reinforced self lubricated stainless steel ball bearings for improved performance. The dual spring based carbide seal system, guarantees long lasting operation under tough conditions.



DYU Swivel (500 bar)

Part No. 59.916

DYT Swivel (350 bar)


Part No. 59.907

Name	Part No.	ø	Width	Height	Weight	Rotor Arm	HP-Nozzles
DR-520	80.651	520	550-640	195-228	14.5 kg	2x 1/8" NPTF	---
DR-520*	80.662	520	550-640	195-228	14.5 kg	2x 1/8" NPTF	---

* Pressure: 500 Bar / Inlet G1/4" F

TECHNICAL DATA

Pressure 275 / 500 bar
Temperature 120°C
Inlet M22x1.5-M
 G1/4" F



DR-520

Height adjusters long

Add an additional 60 mm height if needed, e.g. for corrugated roofs.

Part No. 904.351 (1 pcs)

Requires 4 pieces



Pedal switch


For additional safety, Mosmatic recommends you turn your flow on and off using the optional pedal switch.

Part No. 80.987



- ✓ **Cost effective upgrade**
- ✓ **Easy to assemble**

For those of you who do not currently own a Mosmatic and wish to upgrade your equipment. The Upgrade Kit will allow you to replace the important "working parts" of your surface cleaner with Mosmatic high quality components.




TECHNICAL DATA

Pressure	350 bar
Temperature	120°C
Inlet	G3/8" F

FEATURES

Adapter plate

The universal mounting plate allows you to mount the Mosmatic swivel on your existing housing. The plate has pre-drilled holes and adapts to most other brands of surface cleaners.



Extension fitting

The adapter is used to reduce the distance of the nozzle to the cleaning surface. Depending on the existing housing height, it may be necessary to use this optional adapter. The adapter will reduce the distance by 22 mm.



Mounting bolts

Includes 3 bolts for fastening the adapter plate to swivel.



Upgrade Kit

Name	Part No.	Includes
FL-Z	55.903	2 Adapter plate, 3 Mounting bolts, 4 Distance-adapter

FEATURES

Quality Swivel

High rpm stainless steel swivel, features reinforced self lubricated stainless steel ball bearings for improved performance. The dual spring based carbide seal system, guarantees long lasting operation under tough conditions.



Rotor Arms

Can withstand up to 350 bar, are precision welded and balanced.

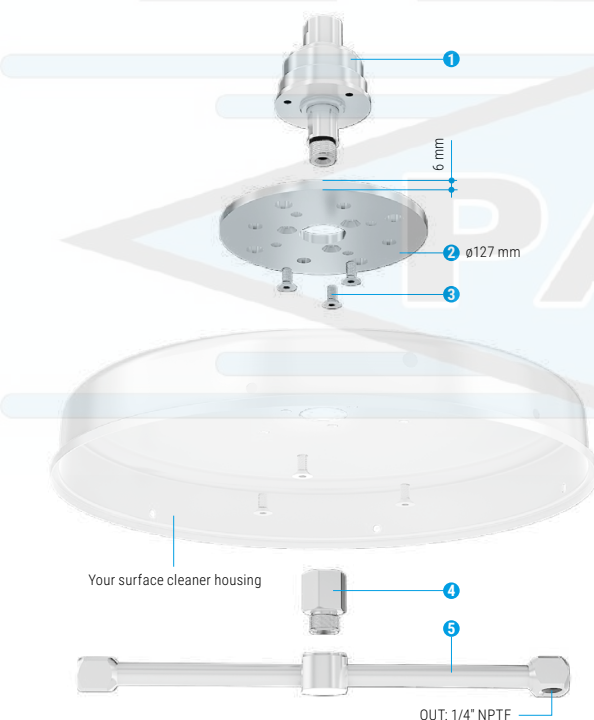


ALL-IN-ONE PACKAGES


Includes the above Upgrade Kit 55.903, a swivel and rotor arm of your choice.

Name	Part No.	Includes
FL-Z	55.910	1 DYC Swivel G3/8" F, 2 Adapter plate, 3 Mounting bolts, 4 Distance-adapter, 5 Rotor Arm TKA 2w2 1/4 ø300
FL-Z	55.911	1 DYC Swivel G3/8" F, 2 Adapter plate, 3 Mounting bolts, 4 Distance-adapter, 5 Rotor Arm TKA 2w2 1/4 ø400
FL-Z	55.912	1 DYC Swivel G3/8" F, 2 Adapter plate, 3 Mounting bolts, 4 Distance-adapter, 5 Rotor Arm TKA 3w3 1/4 ø450

Nozzles not included.



- ✓ Easy installation
- ✓ Self rotating and stainless steel
- ✓ Adjustable and non adjustable versions
- ✓ Protection plate available
- ✓ Maintenance free



TYR *adjustable*

The adjustable arms allow different spray angles. Perfect for horizontal ducts and tanks.



(81.522)

* Nozzles not included.

Important:
Do not use unprotected!

warm water		cold water					
TYR-2s	TYR-3s	TRR-2s	TRR-3s				
Part No.	Part No.	Part No.	Part No.	ø	IN	Height	Weight
81.501	81.701	85.501	85.701	75	G1/4" F	60	0.5 kg
81.502	81.702	85.502	85.702	75	G3/8" F	60	0.5 kg
81.521	81.721	85.521	85.721	150	G1/4" F	70	0.8 kg
81.522	81.722	85.522	85.722	150	G3/8" F	70	0.8 kg
81.551	81.751	85.551	85.751	300	G1/4" F	70	1.1 kg
81.552	81.752	85.552	85.752	300	G3/8" F	70	1.1 kg
81.561	81.761	85.561	85.761	400	G1/4" F	70	1.3 kg
81.562	81.762	85.562	85.762	400	G3/8" F	70	1.3 kg
81.571	81.771	85.571	85.771	500	G1/4" F	70	1.6 kg
81.572	81.772	85.572	85.772	500	G3/8" F	70	1.6 kg
81.581	81.781	85.581	85.781	600	G1/4" F	70	1.8 kg
81.582	81.782	85.582	85.782	600	G3/8" F	70	1.8 kg

TYR *fixed*

The non adjustable arms with fixed spray angle is perfect for vertical chutes.



(81.422)

* Nozzles not included.

Important:
Do not use unprotected!

warm water		cold water					
TYR-2f	TYR-3f	TRR-2f	TRR-3f				
Part No.	Part No.	Part No.	Part No.	ø	IN	Height	Weight
81.401	81.601	85.401	85.601	75	G1/4" F	60	0.5 kg
81.402	81.602	85.402	85.602	75	G3/8" F	60	0.5 kg
81.421	81.621	85.421	85.621	150	G1/4" F	70	1.0 kg
81.422	81.622	85.422	85.622	150	G3/8" F	70	1.0 kg
81.451	81.651	85.451	85.651	300	G1/4" F	70	1.3 kg
81.452	81.652	85.452	85.652	300	G3/8" F	70	1.3 kg
81.461	81.661	85.461	85.661	400	G1/4" F	70	1.5 kg
81.462	81.662	85.462	85.662	400	G3/8" F	70	1.5 kg
81.471	81.671	85.471	85.671	500	G1/4" F	70	1.6 kg
81.472	81.672	85.472	85.672	500	G3/8" F	70	1.6 kg
81.481	81.681	85.481	85.681	600	G1/4" F	70	1.8 kg
81.482	81.682	85.482	85.682	600	G3/8" F	70	1.8 kg

TECHNICAL DATA

Pressure	275 bar
Temperature	TYR 120°C / TRR 30°C
Inlet	see chart
Body	stainless steel
RPM	TYR 2000 rpm / TRR 1000 rpm

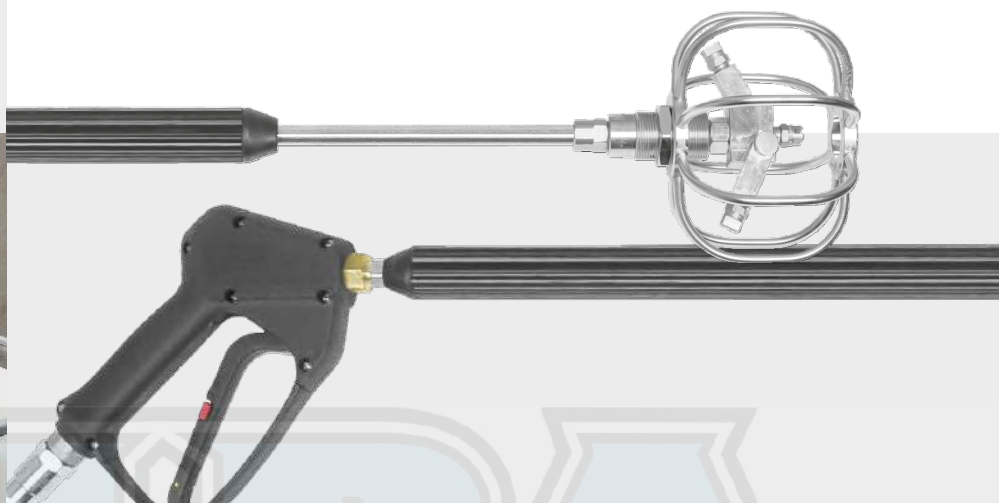
Nozzles	2f/2s for 2x 1/8" Nozzles*
	3f/3s for 3x 1/8" Nozzles*
Throughput	ph 3 - 12

- ✓ Complete solution
- ✓ Delivered ready to install
- ✓ Ergonomic design



TECHNICAL DATA

Pressure	275 bar
Temperature	120°C
Inlet	G3/8" F
Throughput	ph 3 - 12



TRL Lance

with swivel

Part No.	IN	Swivel	Length	ø	HP-Nozzles	Weight
81.926	G3/8" F	yes	1600	150	3x 18.05020	2.5 kg

Important: Do not use unprotected!

HP SPECIAL LANCES

- ✓ HP-Gun with low trigger force and swivel
- ✓ Variable handle
- ✓ With different nozzles available



TECHNICAL DATA

Pressure	275 bar
Temperature	120°C
Nominal width	6
Throughput	ph 3 - 12

Important: Do not use unprotected!

The Mosmatic standard lances made of high quality stainless steel are now available with special nozzles. It can be chosen between Lance with Turbo Nozzle, with Chewing gum remover nozzle or with the Standard Mosmatic Nozzle. The solid construction and the unique workmanship ensure longevity and value.



HP Rotor-Lance

Part No.	Total length	Swivel	Nozzle	Weight
24.918	1330	yes	14.915	2.1 kg

Inlet G3/8" F



HP Gum-Lance

Part No.	Total length	Swivel	Nozzle	Weight
24.928	1320	yes	29.119	2.0 kg

Inlet G3/8" F



HP Standard-Lance

Part No.	Total length	Swivel	Nozzle	Weight
24.938	1240	yes	---	1.5 kg


Inlet G3/8" F

MANHOLE CLEANER

- ✓ With protection plate
- ✓ Optimal cleaning of vertical main
- ✓ Easy to use

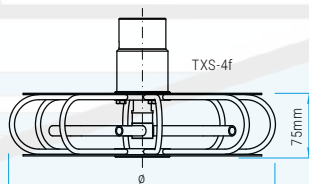
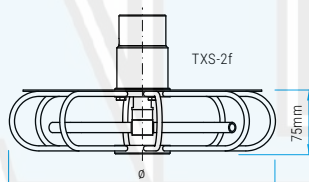


The Mosmatic Manhole Cleaner is ideal for the restoration, cleaning and service of manholes, liftstations and other long vertical drops. Easy to use self rotating equipment made for higher flow rates. Stainless Steel protection plate included. Choose from a variety of sizes.



TECHNICAL DATA

Pressure	170 bar
Temperature	120°C
Inlet	G1/2" F (TXS-2f) G1" F (TXS-4f)
Body	stainless steel
Nozzles*	for 2x 1/8" (TXS-2f) for 4x 1/8" (TXS-4f)
Throughput	ph 3 - 12



TXS-2f with protective plate

Part No.	Ø	Weight
81.033	300	3.7 kg
81.043	400	4.4 kg
81.053	500	5.3 kg
81.063	600	6.4 kg
81.083	800	9.5 kg

* Nozzles not included.

TXS-4f with double protective plate

Part No.	Ø	Weight
81.937	400	5.4 kg
81.938	500	7.0 kg


Important: Do not use unprotected!

SILO CLEANER

- ✓ Adjusts to your application
- ✓ Equipped with stabilizer nozzles
- ✓ Completely maintenance-free



Mosmatic has a solution for cleaning Silo's and other large diameter vertical drops. The extendable arms with rollers help guide and maintain a close surface cleaning impact. Simply attach a suspension cable to the eyelets and use your winch to raise and lower the Silo Cleaner. Stabilizer nozzles increase the cleaning distance and impact and maintain a more concentrated spray pattern. Stainless steel construction and maintenance free design help to ensure long life and reliability.



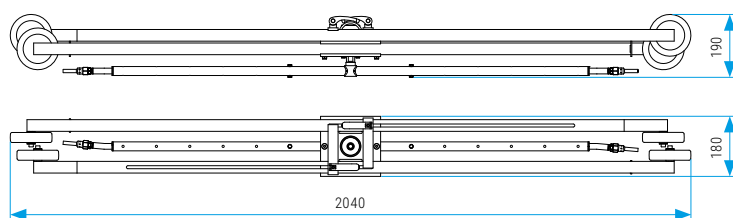
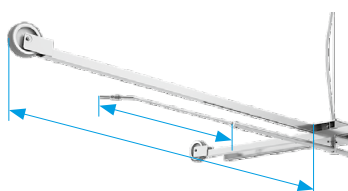
Silo-R

Part No.	Length/Width	Height	Rotor Arm	Nozzles	Wheels	Weight
81.091	2040 - 3500 mm	210 mm	82.9036	2x 18.050EG	4x Ø100	25 kg

FEATURES

Variable Lengths & Foldable

The length of the rotating arm is easily adjusted from 2040 up to 3500 mm. Folding the Silo Cleaner allows for a tight fit into the Silo loading port.



TECHNICAL DATA

Pressure	170 bar
Temperature	120°C
Inlet	G1/2" F

- ✓ Complete hydro-driven head for vehicle washes
- ✓ Long range impact stabilizer nozzles
- ✓ Stainless steel construction
- ✓ High and low volume versions available

This rotary-head equipped with four stabilizer nozzles makes it possible to clean all kinds of surfaces from a further distance without pressure loss. Air injection nozzles expand and contain the water flow allowing longer distance of travel and provide that "punch impact" needed for heavy debris cleaning.

Common applications:
Train, Bus, Truck, Construction,
Military Vehicles and Container Wash Systems.

Important:
Do not use rotor arms
unprotected!

Inline Swivel

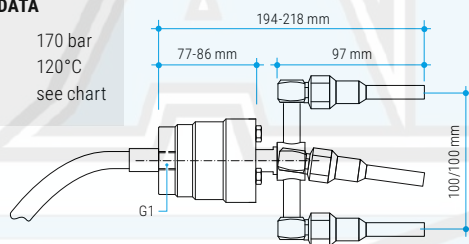
Mounting Bolts

Rotor Arm
(self rotating)

Stabilizer Nozzle
EG-Nozzle
Adapter

TECHNICAL DATA

Pressure 170 bar
Temperature 120°C
Inlet see chart



Complete Spider **A**

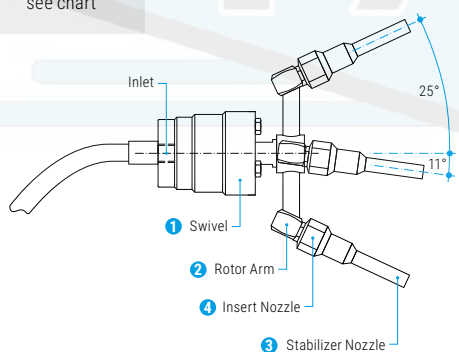
Part No.	G1 (F)	NW	Swivel	25° Rotor Arm	Stabilizer Nozzles	Insert Nozzle	Bolts
81.929	G3/8" F	9	DXTIs (39.603)	4w4 (82.954)	4x 14.901	---	3 Units
81.930	G1/2" F	12	DXTIs (39.805)	4w4 (82.9084)	4x 14.901	---	3 Units
81.931	G3/4" F	12	DXTIs (39.906)	4w4 (82.9084)	4x 14.901	---	3 Units
81.932	G1" F	12	DXTIs (39.908)	4w4 (82.9084)	4x 14.901	---	3 Units

* Requires 4x EG-nozzles, according to your pump specifications

TECHNICAL DATA

Pressure DYT 275 bar
DXTI 170 bar
Temperature 120°C
Inlet see chart

Design your personal Spider.
Choose the swivel, rotor arm and
the nozzles to suit your needs.
Follow the numbers **1-4**.



Individual 3/8" Spider **B**

1 Swivel (Inlet)	2 Rotor Arm (Diameter)	3 Stabilizer Nozzle	4 Insert Nozzle
59.603 DYT (G3/8" F)	82.9110 TKA 2w2 1/4" 11°/25° (100)	14.901	18.020EG
	82.9111 TKA 2w2 1/4" 11°/25° (150)		18.030EG
	82.9112 TKA 2w2 1/4" 11°/25° (200)		18.040EG
	82.9113 TKA 4w4 1/4" 11°/25° (100/100)		18.050EG
	82.9114 TKA 4w4 1/4" 11°/25° (150/150)		18.060EG
	82.9115 TKA 4w4 1/4" 11°/25° (200/200)		18.070EG
			18.080EG
			18.090EG
			18.100EG
			18.110EG
			18.120EG
			18.140EG
			18.180EG
			18.200EG

Individual 1/2" Spider

1 Swivel (Inlet)	2 Rotor Arm (Diameter)	3 Stabilizer Nozzle
39.805 DXTI (G1/2" F)	82.9120 TKA 2w2 1/4" 11°/25° (100)	14.901
39.906 DXTI (G3/4" F)	82.9121 TKA 2w2 1/4" 11°/25° (150)	
39.908 DXTI (G1" F)	82.9122 TKA 2w2 1/4" 11°/25° (200)	
	82.9123 TKA 4w4 1/4" 11°/25° (100/100)	
	82.9124 TKA 4w4 1/4" 11°/25° (150/150)	
	82.9125 TKA 4w4 1/4" 11°/25° (200/200)	

FEATURES

Quality Swivel

High rpm stainless steel swivel, features reinforced self lubricated stainless steel ball bearings for improved performance. The dual spring based carbide seal system, guarantees long lasting operation under tough conditions.



Rotor Arms

Can withstand up to 275 bar, are precision welded and balanced.



Stabilizer Nozzles

The Mosmatic stabilizer nozzles included with your Spider ensure the effectiveness of your cleaning by increasing the distance and impact of your spray.



Part No. 14.901 (1/4" NPTM) without insert nozzle

Part No. 14.902 (1/8" NPTM) without insert nozzle

A Action diameter

Distance	Cleaning surface
250 mm	330 mm
500 mm	550 mm
750 mm	780 mm
1000 mm	1010 mm


B Action diameter

Distance	Cleaning surface		
	ø100	ø150	ø200
250 mm	440 mm	480 mm	530 mm
500 mm	700 mm	740 mm	790 mm
750 mm	950 mm	1000 mm	1050 mm
1000 mm	1200 mm	1250 mm	1300 mm

- ✓ Rotation speed controllable
- ✓ Spray angle adjustable
- ✓ Long range impact stabilizer nozzles
- ✓ Quadruple bearing system
- ✓ Suitable for high water volume
- ✓ Continuous NW 12

Thanks to the infinitely adjustable 360° spray angle, the rotation speed of this cleaning head can be adjusted as required. The four stabilizer nozzles make it possible to clean all kinds of surfaces from a further distance without pressure loss. Air injection nozzles expand and contain the water flow allowing longer distance of travel and provide that "punch impact" needed for heavy debris cleaning.

Common applications:
Train, Bus, Truck, Construction,
Military Vehicles and Container Wash Systems.



FEATURES


Quality Swivel

High rpm stainless steel swivel, features reinforced self lubricated stainless steel ball bearings for improved performance. The dual spring based ceramic seal system, guarantees long lasting operation under tough conditions.



Adjustable Rotor Arm

The desired spray angle can be set in just a few steps thanks to the infinitely adjustable nozzle holder. Precision welded and balanced rotor arms offer smooth vibration free rotation, giving longer life to your rotary union.



Stabilizer Nozzles

The Mosmatic stabilizer nozzles included with your Spider ensure the effectiveness of your cleaning by increasing the distance and impact of your spray.



Part No. 14.933 (1/4" NPTM) without insert nozzle

Spider adjustable

Part No.	G1 (F)	NW	Swivel	Rotor Arm	Stabilizer Nozzles	Insert Nozzle	Bolts
81.944	1" NPTF	12	DXTIs (39.905)	4s4 (88.796)	4x 14.933	---	3 Units

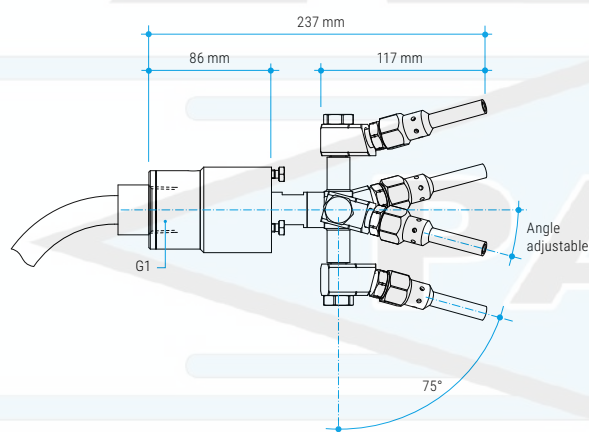
* Requires 4x EG-nozzles, sized according to your pump specifications

Action diameter

Distance	Cleaning surface			
	10°	15°	20°	25°
250 mm	290 mm	330 mm	380 mm	440 mm
500 mm	440 mm	530 mm	600 mm	700 mm
750 mm	600 mm	720 mm	840 mm	970 mm
1000 mm	760 mm	910 mm	1070 mm	1240 mm

TECHNICAL DATA


Pressure 170 bar
Temperature 120°C
Inlet 1" NPTF



ROTOR ARMS

- ✓ Polished stainless steel
- ✓ Solid yet light construction
- ✓ Precision welded and balanced

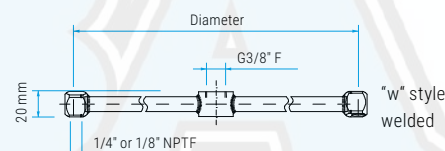

High pressure rotor arms are constructed of stainless steel and come in a variety of configurations. Welded and balanced to eliminate dangerous vibrations and ensure smooth performance.



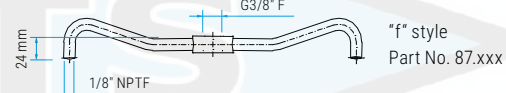
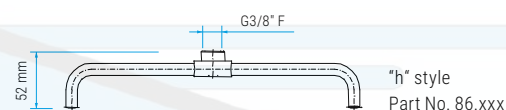
Important:
Do not use rotor arms unprotected!

TKA-2w2 (for two nozzles) TKA-2w3 (for three nozzles)

Part No. 1/4" Nozzles	Part No. 1/8" Nozzles	Part No. 1/4" Nozzles	Part No. 1/8" Nozzles	Diameter
82.705	82.805	82.720	82.820	100 mm
82.706	82.806	82.721	82.821	150 mm
82.707	82.807	82.722	82.822	200 mm
82.708	82.808	82.723	82.823	250 mm
82.709	82.809	82.724	82.824	300 mm
82.710	82.810	82.725	82.825	350 mm
82.711	82.811	82.726	82.826	400 mm
82.712	82.812	82.727	82.827	450 mm
82.791	82.891	82.792	82.892	470 mm
82.713	82.813	82.728	82.828	500 mm
82.714	82.814	82.729	82.829	550 mm
82.715	82.815	82.730	82.830	600 mm

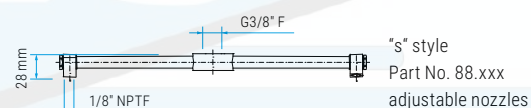
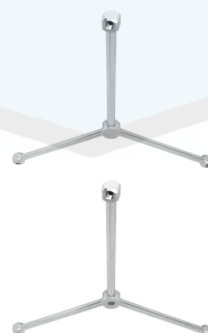


Other styles

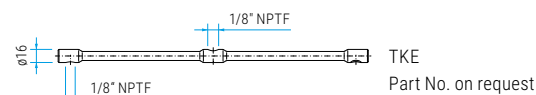


TKA-3w3 (for three nozzles) TKA-3w4 (for four nozzles)

Part No. 1/4" Nozzles	Part No. 1/8" Nozzles	Part No. 1/4" Nozzles	Part No. 1/8" Nozzles	Diameter
82.765	82.865	82.780	82.880	100 mm
82.766	82.866	82.781	82.881	150 mm
82.767	82.867	82.782	82.882	200 mm
82.768	82.868	82.783	82.883	250 mm
82.769	82.869	82.784	82.884	300 mm
82.770	82.870	82.785	82.885	350 mm
82.771	82.871	82.786	82.886	400 mm
82.772	82.872	82.787	82.887	450 mm
82.793	82.893	82.794	82.894	470 mm
82.773	82.873	82.788	82.888	500 mm
82.774	82.874	82.789	82.889	550 mm
82.775	82.875	82.790	82.890	600 mm



Matching swivel models are: DYT, DYCI, DYF, DYG, DYI



Matching swivel models are: DGL, DGG, DGF, DXL, DXG, DXF

Mosmatic offers a variety of hardened stainless steel high pressure nozzles. All wash jet nozzles (MEG) are available in various sizes and spray angles. Standard nozzles are 1/8" & 1/4" NPTM, spray angles 0°, 5°, 15° & 25° and sizes 2 to 10.

Nozzles not included.

TKA-4w4 (for four nozzles) TKA-4w5 (for five nozzles)

Part No. 1/4" Nozzles	Part No. 1/8" Nozzles	Part No. 1/4" Nozzles	Part No. 1/8" Nozzles	Diameter
82.731	82.831	82.746	82.846	200/200 mm
82.733	82.833	82.748	82.848	350/200 mm
82.735	82.835	82.750	82.850	400/150 mm
82.737	82.837	82.752	82.852	400/250 mm
82.742	82.842	82.757	82.857	470/350 mm
82.743	82.843	82.758	82.858	500/350 mm



TECHNICAL DATA

Pressure	275 bar (27.5 MPa) also available as 500 bar (50 MPa)
Temperature	120°C
Body & pipe	stainless steel
IN	G3/8" F
OUT (for nozzles)	1/4" NPTF / 1/8" NPTF
Throughput medium	pH 3-12

Legend

M... = metric thrust, ..M = male, F = female, G = gas pipe thrust, R = gas pipe thrust conical, QV = quick connects, SV = profile ring fitting
D = diameter, L = length, NW = nominal width, SW = wrench size, IN = media input, OUT = media output, RS = basic position

- ✓ 1/8", 1/4" and EG available
- ✓ Stainless steel
- ✓ Various spray angles

Mosmatic offers a variety of hardened stainless steel high pressure nozzles. All HP nozzles (Meg) are available in various sizes and spray angles. Standard nozzles are 1/8" & 1/4" NPT Male, spray angles 0°, 5°, 15° & 25° and sizes 2 through 10.

All EG nozzles, for use with stabilizer nozzles, have a 0° spray angle and are available from size 2 - 20.



HP

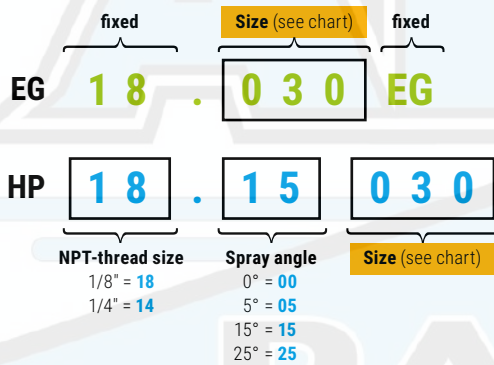


EG



Stabilizer Nozzle

Your Part No.



Nozzle recommendation (2 to 5 Nozzles)

Pump capacity	Quantity of Nozzles / Pressure in bar:				
	Size	2 Nozzles	3 Nozzles	4 Nozzles	5 Nozzles
1000 l/h (16.5 l/min.)	020	-	140	80	50
	025	200	90	50	-
	030	140	60	40	-
	040	80	40	-	-
1250 l/h (20 l/min.)	020	-	-	130	90
	025	-	150	90	60
	030	-	110	60	40
	040	160	60	30	-
	050	100	40	-	-
1500 l/h (25 l/min.)	020	-	-	190	120
	025	-	-	120	80
	030	-	150	80	60
	040	190	80	50	-
	045	150	70	40	-
	050	120	50	-	-
1750 l/h (30 l/min.)	060	80	40	-	-
	020	-	-	-	160
	025	-	-	160	100
	030	-	200	110	70
	040	-	110	60	40
	050	160	70	40	-
2000 l/h (33 l/min.)	060	110	50	-	-
	070	80	30	-	-
	020	-	-	-	210
	025	-	-	210	130
	030	-	-	150	90
	040	-	150	80	50
2500 l/h (40 l/min.)	050	200	100	50	-
	060	150	60	40	-
	070	100	50	-	-
	080	80	40	-	-
	025	-	-	-	220
	030	-	-	240	150
3000 l/h (50 l/min.)	040	-	230	130	90
	050	-	150	90	50
	060	230	110	60	40
	070	180	80	40	-
	080	130	60	-	-
	090	100	50	-	-
	030	-	-	-	210
	040	-	-	190	120
	050	-	220	120	80
	060	-	160	80	50
	070	240	110	60	-
	080	190	90	40	-
	090	150	70	-	-
	100	120	60	-	-

Nozzle recommendation (1 Nozzle)

Size	Flow rate in (l/min) at:												
	20 bar	25 bar	30 bar	35 bar	40 bar	50 bar	60 bar	70 bar	100 bar	150 bar	200 bar	275 bar	350 bar
020	2.0	2.3	2.5	2.7	2.9	3.2	3.5	3.8	4.6	5.6	6.4	7.4	8.3
030	3.1	3.4	3.7	4.0	4.3	4.8	5.3	5.7	6.8	8.4	9.7	11.4	12.6
040	4.1	4.6	5.0	5.4	5.8	6.4	7.1	7.6	9.1	11.2	12.9	15.6	17.5
045	4.6	5.1	5.6	6.1	6.5	7.3	7.9	8.6	10.3	12.6	14.5	16.6	18.7
050	5.1	5.7	6.2	6.7	7.2	8.1	8.8	9.5	11.4	14.0	16.1	18.8	21.2
055	5.6	6.3	6.9	7.4	7.9	8.9	9.7	10.5	12.5	15.4	17.7	20.6	23.4
060	6.1	6.8	7.5	8.1	8.6	9.7	10.6	11.4	13.7	16.7	19.3	22.6	25.5
065	6.6	7.4	8.1	8.8	9.4	10.5	11.5	12.4	14.8	18.1	21.0	24.5	27.5
070	7.1	8.0	8.7	9.4	10.1	11.3	12.4	13.3	16.0	19.5	23.0	26.0	29.3
075	7.6	8.5	9.4	10.1	10.8	12.1	13.2	14.3	17.1	21.0	24.0	28.1	31.6
080	8.2	9.1	10.0	10.8	11.5	12.9	14.1	15.3	18.2	22.0	26.0	30.0	33.7
090	9.2	10.3	11.2	12.1	13.0	14.5	15.9	17.2	21.0	25.0	29.0	33.5	37.8
100	10.2	11.4	12.5	13.5	14.4	16.1	17.7	19.1	23.0	28.0	32.0	37.6	42.1
150	15.3	17.1	18.7	20.0	22.0	24.0	26.0	29.0	34.0	42.0	48.0	56.0	63.0
200	20.0	23.0	25.0	27.0	29.0	32.0	35.0	38.0	46.0	56.0	64.0	74.7	84.1



Ceramic nozzle (with swivel nut*)

Part No.	IN	Angle	Size
29.076*	G3/8" F	80°	040
29.075	---	80°	040



Foam nozzle

Part No.	IN	Angle	Size
18.50400	1/8"NPTM	50°	400



Stabilizer Nozzle (without insert nozzle)

Part No.	IN
14.901	1/4" NPTM
14.902	1/8" NPTM

Legend

M... = metric thrust, .M = male, F = female, G = gas pipe thrust, R = gas pipe thrust conical, QV = quick connects, SV = profile ring fitting
D = diameter, L = length, NW = nominal width, SW = wrench size, IN = media input, OUT = media output, RS = basic position

- ✓ Cut cleaning in half
- ✓ Wider coverage with a 0° spray

The Mosmatic Turbo Nozzle increases your Cleaning coverage. The 0 degree rotation creates a penetrating chiselling action, saving you time and money. Use this high pressure upgrade solution for hard surface applications such as concrete, graffiti removal or mud-encrusted vehicles. Changing from a flat fan nozzle to a Turbo Nozzle will highly increase the cleaning efficiency.

Important: Always start turbo nozzles in down position. Do not use unprotected!




Turbo Nozzle «Rex»

Part No.	IN	Size	Color	max. Press.	max. Temp.	Weight
14.100	G1/4" F	3.0	yellow	400 bar	100°C	0.6 kg
14.101		3.5	purple			
14.102		4.0	brown			
14.103		4.5	lime			
14.104		5.0	black			
14.105		5.5	light blue			
14.106		6.0	red			
14.107		6.5	white			
14.108		7.0	pink			
14.109		8.0	orange			
14.110		9.0	green			
14.111		10.0	grey			

Turbo Nozzle «iRex»

Part No.	IN	Size	Color	max. Press.	max. Temp.	Weight
14.200	G1/4" F	3.0	yellow	400 bar	90°C	0.6 kg
14.201		3.5	purple			
14.202		4.0	brown			
14.203		4.5	lime			
14.204		5.0	black			
14.205		5.5	light blue			
14.206		6.0	red			
14.207		6.5	white			
14.208		7.0	pink			
14.209		8.0	orange			
14.210		9.0	green			
14.211		10.0	grey			

Other sizes upon request.



Hydro Digging Turbo Nozzle «iRex»

Part No.	IN	Size	Color	max. Press.	max. Temp.	Weight
14.229	G1/2" F	8.0	orange	200 bar	90°C	0.6 kg
14.230		9.0	green			
14.231		10.0	grey			

Other sizes upon request.



Turbo Nozzle «Rex small»

Part No.	IN	Size	Color	max. Press.	max. Temp.	Weight
14.932	G1/4" F	4.0	brown	250 bar	100°C	0.3kg
14.934		5.5	light blue			

Other sizes upon request.


Rotor Nozzle «MOSjet», slow rotating

Part No.	IN	Size	Spray angle	max. Press.	max. Temp.	Weight
14.936	G1/4" F	020	20°	350 bar	90°C	0.25 kg
14.937		040				


Other sizes upon request.


Legend


M... = metric thrust, ..M = male, F = female, G = gas pipe thrust, R = gas pipe thrust conical, QV = quick connects, SV = profile ring fitting
D = diameter, L = length, NW = nominal width, SW = wrench size, IN = media input, OUT = media output, RS = basic position


Adaptor with sieve	Part No.	Weight	
IN G3/8" F, OUT G3/8" M, MC 50	53.001	0.06 kg	
IN G3/8" F, OUT G3/8" M, MC 200	53.002	0.06 kg	
IN G1/2" F, OUT G1/2" M, MC 50	53.005	0.06 kg	
IN G1/2" F, OUT G1/2" M, MC 200	53.006	0.06 kg	

MC = Mesh count


Ball Valve 2-way	Part No.	Weight	
IN G1/4" F, OUT G1/4" F	90.066	0.42 kg	
IN G3/8" F, OUT G3/8" F	90.100	0.53 kg	
IN G1/2" F, OUT G1/2" F	90.110	0.64 kg	


Extension fitting	Part No.	Weight	
for DR-520 roof cleaner IN G3/8" F, OUT G3/8" M	38217	0.05 kg	


Extension for surface cleaner	Part No.	Weight	
440 mm, stainless IN M22x1.5 F, OUT G1/4" M	78.908	0.3 kg	


Hand grip replacement kit	Part No.	Weight	
for Surface Cleaner ø200/300	78.945	0.2 kg	

Height adjusters long	Part No.	Weight	
for DR-520 roof cleaner	904.351	0.2 kg	


High pressure filter	Part No.	Weight	
IN G1/4" F, OUT R1/4" M	90.060	0.2 kg	
IN G3/8" F, OUT G3/8" M	90.062	0.25 kg	

HP Quick connect coupler stainless steel, 350 bar	Part No.	Weight	
G1/4" F, D 12, NW 6, SW 22	70.010	0.06 kg	
G1/4" M, D 12, NW 6, SW 22	70.011	0.08 kg	
G3/8" F, D 15, NW 9, SW 24	70.012	0.1 kg	
G3/8" M, D 15, NW 9, SW 24	70.013	0.1 kg	




HP Quick connect plug stainless steel, 350 bar	Part No.	Weight	
G1/4" F, D 12, NW 6, SW 17	70.020	0.03 kg	
G1/4" M, D 12, NW 6, SW 17	70.021	0.03 kg	
G3/8" F, D 15, NW 9, SW 22	70.022	0.06 kg	
G3/8" M, D 15, NW 9, SW 22	70.023	0.06 kg	


Mosmatic HP Gun «NEO»	Part No.	Weight	
350 bar, 150°C, Low Trigger Force IN G3/8" F, OUT G1/4" F	29.094	0.6 kg	
500 bar, 150°C, Low Trigger Force IN G3/8" F, OUT G1/4" F	29.104	0.6 kg	


More products see HP Gun page.

Nozzle guard	Part No.	Weight	
plug on ø16 & G3/8"	29.010	0.01 kg	


More products upon request.


Nozzles	Part No.	Weight	
Nozzle package #2 for AQUA surface cleaner	78.983	0.04 kg	
Low pressure upgrade kit for Hurricane-Series	80.9011	3.8 kg	
Gum remover nozzle, IN G1/4" F Size #3	29.102	0.6 kg	
Gum remover nozzle, IN G1/4" F Size #4	29.103	0.6 kg	
Gum remover nozzle, IN G1/4" F Size #5	29.119	0.6 kg	
Ceramic nozzle, 80° angle Size 180 (040), IN G3/8" F	29.076	0.02 kg	
			


Pedal switch	Part No.	Weight	
for DR-520 roof cleaner IN M22x1.5 M, OUT M22x1.5 F	80.987	14.0 kg	


Prop stand	Part No.	Weight	
for HURF-300, 90 mm	78.9012	0.1 kg	


Protection plate	Part No.	Weight	
for Surface Cleaner ø200	902.922	0.2 kg	
for Surface Cleaner ø300	900.066	0.6 kg	
for Duct Cleaner ø300, stainless	901.022	0.7 kg	
for Duct Cleaner ø400, stainless	901.023	1.3 kg	
for Duct Cleaner ø500, stainless	901.024	2.1 kg	
for Duct Cleaner ø600, stainless	901.025	3.0 kg	
Screw-set	81.942	0.05 kg	


Quick connection	Part No.	Weight	
IN M22x1.5 F, OUT 6 (1/4"), NW 4	50.131	0.07 kg	
IN M22x1.5 F, OUT 8 (5/16"), NW 5.8	50.132	0.07 kg	
IN M22x1.5 F, OUT 10 (3/8"), NW 7	50.133	0.06 kg	

Stabilizer Nozzle	Part No.	Weight	
1/4" NPTM, 95 mm	14.901	0.1 kg	
1/8" NPTM, 93 mm	14.902	0.1 kg	

Swivel for paint spray guns	Part No.	Weight	
IN G1/4" F, OUT G1/4" M	32.916	0.43 kg	
IN G1/8" F, OUT G1/8" M	32.918	0.43 kg	

Toggle joint	Part No.	Weight	
275 bar, 120°C IN G1/4" F, OUT G1/4" F, NW 4	42.001	0.24 kg	

TYR Hook	Part No.	Weight	
stabilize your Duct Cleaner	81.905	0.1 kg	

TYR Mobile (adjustable)	Part No.	Weight	
for ø150-300 pipe	81.911	4.1 kg	
for ø300-500 pipe	81.902	4.3 kg	
for ø500-600 pipe	81.903	7.0 kg	

Duct Cleaner not included.

Our goal:

To provide quality and reliability in design and performance.

ROTARY UNIONS

Car Wash Industry

Rim cleaning, self-service car wash, undercarriage or touchless wash systems, Mosmatic swivels have been a source for all major manufacturers.



High Pressure Cleaning Industry

With a proven design portfolio, Mosmatic offers a complete line of low and high rpm designs. From product advancements to exotic applications such as sea water we can assist, provide or design something for you.



Hydraulics and Pneumatics

Provide longer life and reliability to your hydraulic or high pressure hose applications with Mosmatic large variety of swivels.



Industrial Cleaning

With clean compact low profile designing, Mosmatic swivels can be integrated into many different application and installation areas. Don't compromise performance and design when we can assist with the right union for your needs.



OPTIMAL

ALTERNATIVE

Application	DGV	DGVI	DGK	DGS	DKS	DGE	DGEI	DGR	WDE	WDEI	WDELP	WDG	WDB	WDC	WDRS	DGL	DGG	DGF	DXL	DGX	DXF	DXTI	DXLS	DXGS	DXFS	DYL	DYG	DYF	DYW	DYCI/DYDI	DYTI/DYU	DYKI	QVS
Agriculture																																	
Automatic carwashes																																	
Bus/Train/Truck wash systems																																	
Ceiling Boom																																	
Compressed air guns																																	
Container wash																																	
Conveyor belt cleaning																																	
Duct cleaning																																	
Fire Service																																	
Fishnet cleaning																																	
Fleet wash																																	
Food Industry																																	
Hose																																	
Hose reels																																	
HP-Cleaner																																	
HP-Guns																																	
Hydraulic																																	
Lances																																	
Mining Industry																																	
Municipal vehicle																																	
Paint guns																																	
Paint Industry																																	
Parts washer																																	
Pipe cleaning																																	
Pneumatic																																	
Salt water																																	
Self-rotating application																																	
Surface Cleaner																																	
Tire cleaning																																	
Touchless carwash																																	
Tunnel wash systems																																	
Wheel washer																																	

If you don't see your application on the chart, please contact us.

Inline + 90° Swivels

	Nominal width	Seal System	Pressure max. [bar]	RPM max. [rpm]	Temp. max. [°C]	Type	Page
Swivels, single bearing system	NW 6 - 9	O-ring	275	30	120	DGV	68
Swivels, single bearing system	NW 6 - 9		500/350	30	120	DGVI	69
Swivels, single bearing system, short	NW 4 - 6.4		275	30	120	DGK	70-71
Swivels, dual bearing system	NW 6 - 9		275	30	120	DGS	72
Swivel couplings, single bearing system	NW 4 - 6.4		250	30	120	DKS	73
Hi flo Swivels, single bearing system	NW 10 - 36		200/275	30	120	DGE	74
Hi flo Swivels, triple bearing system	NW 10 - 36		200/350	30	120	DGEI	75
Hi flo Swivels, quadruple bearing system	NW 16 - 50		10-200	70-200	5-80	DGR	76

90° Swivels	NW 7 - 12	O-ring	275	30	120	WDE	77
90° Swivels	NW 7 - 25		200/400 50	30	120	WDEI WDEI LP	78
90° Swivels	NW 7 - 13		150/275	30	90/120	WDG	79
90° Swivels, dual bearing system	NW 7 - 10		275	30-200	120	WDB	80
90° Swivels, dual bearing system	NW 12		275	30-200	120	WDC	81
Hi flo 90° Swivels, dual bearing system	NW 9 - 65		10-200	60-150	5-80	WDRS	82

High RPM Swivels

Swivels, triple bearing system	NW 6 - 9	O-ring	275	1000	30	DGL	83
Swivels, triple bearing system, with bulkhead fitting	NW 6 - 9		275	1000	30	DGG	84
Swivels, triple bearing system, with flange	NW 6 - 9		275	1000	30	DGF	85

Swivels, triple bearing system	NW 6	Ceramic	170	2000	5-120	DXL	86
Swivels, triple bearing system	NW 6		20	1000	180	DXLS / DXGS DXFS	87
Swivels, triple bearing system, with bulkhead fitting	NW 6		170	2000	5-120	DXG	88
Swivels, triple bearing system, with flange	NW 6		170	2000	5-120	DXF	89
Swivels, quadruple bearing system	NW 6 - 12		170	2000	120	DXTI	90

Swivels, triple bearing system	NW 6	Carbide	275	2000	120	DYL	91
Swivels, triple bearing system, with bulkhead fitting	NW 6 - 9		275	2000	120	DYG	92
Swivels, triple bearing system, with flange	NW 6		275	2000	120	DYF	93
Swivels, triple bearing system	NW 6		350	2000	120	DYW	94
Swivels, triple bearing system	NW 6 - 9		350/500	2000	120	DYCI / DYDI	95
Swivels, quadruple bearing system	NW 6 - 9		350/500	2000	120	DYT / DYU	96
Swivel,s quadruple bearing system	NW 6 - 9		350	2000	120	DYKI	97

Accessories

Quick connections	QVS	98
-------------------	------------	-----------

■ **Additional Seal Options available**

EPDM (E) or FKM/Viton (V). Please indicate letter of seal material after part number.

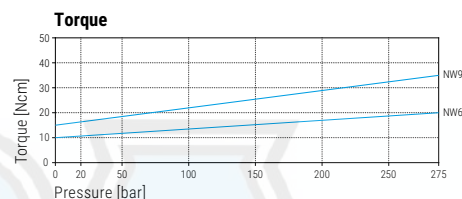
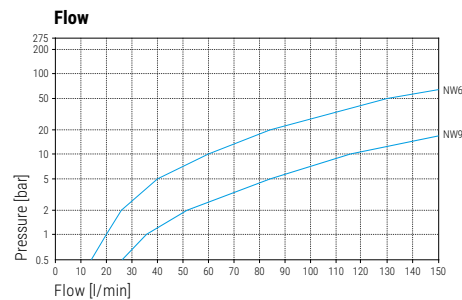
- ✓ Live rotation under maximum pressure
- ✓ Single bearing system
- ✓ Stainless steel internal parts
- ✓ Corrosion resistant
- ✓ Reinforced inner shaft and bearings
- ✓ Maintenance free

Application

HP-Guns, hose connections, hydraulics, tangle-free applications

TECHNICAL DATA

Pressure	275 bar (27.5 MPa)
Temperature	120°C
RPM	max. 30 rpm
Body	stainless steel brass, nickel plated
Inner part	stainless steel
Seal	O-ring NBR (optional: EPDM or FKM)
Bearing	1x thrust ball bearing
Throughput medium	pH 3 - 12 10 µm filtered 20 bar compressed air



DGV

Part No.	G1 (M)	G2 (M)	NW	SW1	SW2	L1	L2	L3	Weight
32.511	G1/4" M	G1/4" M	6	24	19	60	10	11	130 g
32.513	G1/4" M	G3/8" M	6	24	19	61	10	12	130 g
32.531	G3/8" M	G1/4" M	6	24	19	60	10	11	140 g
32.533	G3/8" M	G3/8" M	6	24	19	61	10	12	140 g
32.831	G1/2" M	G3/8" M	9	27	19	68	15	12	210 g
32.833	G1/2" M	G1/2" M	9	27	27	72	15	15	230 g

Part No.	G1 (M)	G2 (F)	NW	SW1	SW2	L1	L2	Weight
32.512	G1/4" M	G1/4" F	6	24	19	63	10	140 g
32.514	G1/4" M	G3/8" F	6	24	22	64	10	160 g
32.532	G3/8" M	G1/4" F	6	24	19	63	10	150 g
32.534	G3/8" M	G3/8" F	6	24	22	64	10	170 g
32.834	G1/2" M	G1/2" F	9	27	27	75	15	230 g

Part No.	G1 (M)	G2 (QV)	NW	SW1	SW2	L1	L2	L3	Weight
32.517	G1/4" M	M18x1.5 M	6	24	19	58	10	10	130 g
32.518	G1/4" M	M21x1.5 M	6	24	22	62	10	14	140 g
32.519	G1/4" M	M22x1.5 M	6	24	22	62	10	14	150 g
32.537	G3/8" M	M18x1.5 M	6	24	19	58	10	10	140 g
32.538	G3/8" M	M21x1.5 M	6	24	22	62	10	14	150 g
32.539	G3/8" M	M22x1.5 M	6	24	22	62	10	14	160 g
32.839	G1/2" M	M22x1.5 M	9	27	22	69	15	14	230 g

Part No.	G1 (F)	G2 (F)	NW	SW1	SW2	L1	Weight
32.582	G1/4" F	G1/4" F	6	24	19	67	180 g
32.584	G1/4" F	G3/8" F	6	24	22	68	190 g
32.592	G3/8" F	G1/4" F	6	24	19	68	190 g
32.594	G3/8" F	G3/8" F	6	24	22	69	190 g

DGV Face seal

Part No.	G1 (M)	G2 (M)	NW	SW1	SW2	L1	L2	L3	Weight
32.571	11/16"-16UN	11/16"-16UN	6	24	22	59	11	11	140 g
32.871	13/16"-16UN	13/16"-16UN	9	27	24	62	11	11	170 g

DGV Hydraulic

Part No.	G1 (M)	G2 (F)	NW	SW1	SW2	L1	L2	Weight
32.926	3/4" JIC M	3/4" JIC F	9	25	25	69	17	170 g

DGV Heat Shield see DGV1 page.

Additional Seal Options available

EPDM (E) or FKM/Viton (V). Please indicate letter of seal material after part number. Minimum orders apply.

Legend

M... = metric thrust, ..M = male, F = female, G = gas pipe thrust, R = gas pipe thrust conical, QV = quick connects
SV = profile ring fitting, D = diameter, L = length, NW = nominal width, SW = wrench size

- ✓ Live rotation under maximum pressure
- ✓ Complete stainless steel construction
- ✓ Single bearing system
- ✓ Corrosion resistant
- ✓ Maintenance free

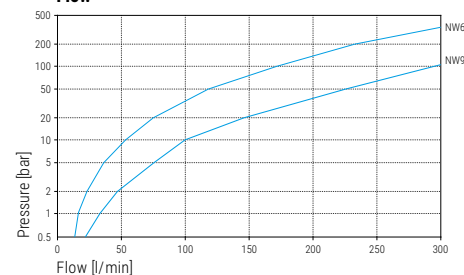
Application

HP-guns, high pressure hose reels, hydraulics, tangle-free applications

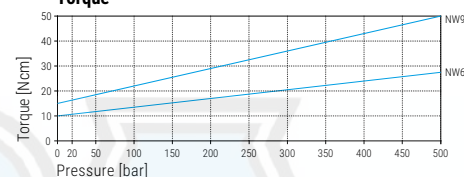
TECHNICAL DATA

Pressure	500 bar (50 MPa) 350 bar* (35 MPa)
Temperature	120 °C
RPM	max. 30 rpm
Body	stainless steel
Inner part	stainless steel
Seal	O-ring NBR (optional: EPDM or FKM)
Bearing	1x thrust ball bearing
Throughput medium	pH 3 - 12 10 µm filtered 20 bar compressed air

Flow



Torque



DGI

Part No.	G1 (M)	G2 (F)	NW	SW1	SW2	L1	L2	Weight
32.702	R1/4" M	G1/4" F	6	24	19	54	10	150 g
32.724	R3/8" M	G3/8" F	6	24	22	56	10	160 g
32.734	G3/8" M	G3/8" F	6	24	22	64	10	170 g
32.814	G1/2" M	G1/2" F	9	27	27	75	15	250 g

Part No.	G1 (F)	G2 (M)	NW	SW1	SW2	L1	L2	Weight
32.781	G1/4" F	G1/4" M	6	24	19	64	11	160 g
32.783	G1/4" F	G3/8" M	6	24	19	65	12	170 g

Part No.	G1 (F)	G2 (F)	NW	SW1	SW2	L1	Weight
32.782	G1/4" F	G1/4" F	6	24	19	66	190 g
32.784	G1/4" F	G3/8" F	6	24	22	68	200 g

Part No.	G1 (F)	G2 (QV)	NW	SW1	SW2	L1	L2	Weight
32.787	G1/4" F	M18x1.5 M	6	24	19	62	10	140 g
32.788	G1/4" F	M21x1.5 M	6	24	22	66	14	150 g
32.789	G1/4" F	M22x1.5 M	6	24	22	66	14	160 g

DGI with quick connect plug

Part No.	D	G1 (M)	NW	SW1	SW2	L1	L2	Weight
32.771*	ø12	G1/4" M	6	24	19	70	11	130 g
32.776*	ø15	G3/8" M	6	24	19	74	12	140 g

Part No.	D	G1 (F)	NW	SW1	SW2	L1	Weight
32.772*	ø12	G1/4" F	6	24	19	73	140 g
32.777*	ø15	G3/8" F	6	24	22	77	160 g

DGI Heat Shield

Part No.	Material	Screw	Weight
28.973**	PA, black	included	35 g

** minimum order quantity 15 pcs

Additional Seal Options available

EPDM (E) or FKM/Viton (V). Please indicate letter of seal material after part number. Minimum orders apply.

Legend

M... = metric thrust, ..M = male, F = female, G = gas pipe thrust, R = gas pipe thrust conical, QV = quick connects
SV = profile ring fitting, D = diameter, L = length, NW = nominal width, SW = wrench size

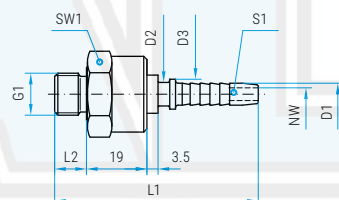

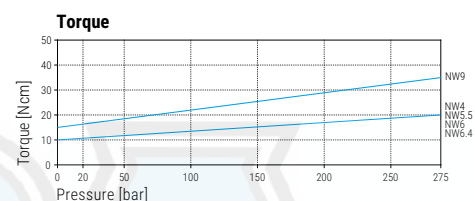
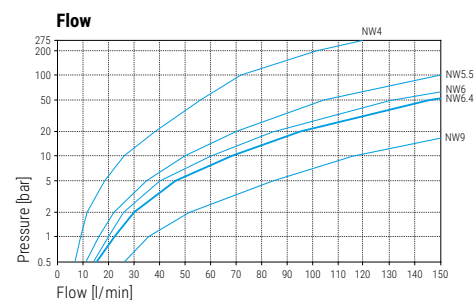
- ✓ Live swivel, low torque
- ✓ Maintenance free
- ✓ Guaranteed easy rotation at maximum pressure
- ✓ Compact design

Application

HP-Guns, hose connections, hydraulics, tangle-free applications

TECHNICAL DATA

Pressure	275 bar (27.5 MPa)
Temperature	120°C
RPM	max. 30 rpm
Body	stainless steel brass, nickel plated
Inner part	stainless steel
Seal	O-ring NBR (optional: EPDM or FKM)
Bearing	1x thrust ball bearing
Throughput medium	pH 3 - 12 10 µm filtered 20 bar compressed air



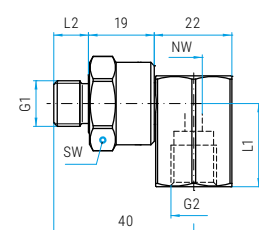
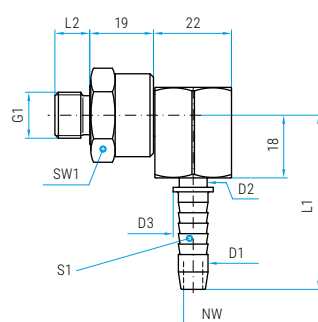
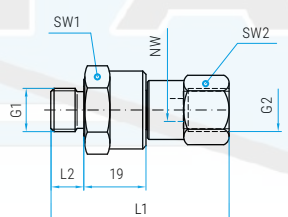
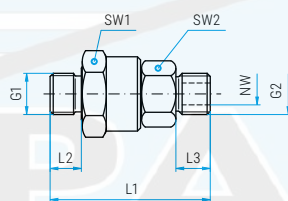
DGK

Part No.	G1 (M)	S1	NW	SW1	L1	L2	D1	D2	D3	Weight
32.031	G1/4" M	6 (1/4")	4	24	64	10	6.9	7.4	9.4	80 g
32.032	G1/4" M	8 (5/16")	5.5	24	66	10	8.4	8.6	11.2	80 g
32.039	G1/4" M	10 (3/8")	6.4	24	68	10	10.1	9	12	80 g
32.131	G3/8" M	6 (1/4")	4	24	64	10	6.9	7.4	9.4	90 g
32.132	G3/8" M	8 (5/16")	5.5	24	66	10	8.4	8.6	11.2	80 g
32.139	G3/8" M	10 (3/8")	6.4	24	68	10	10.1	9	12	90 g

DGK (single bearing, compact)

Part No.	G1 (M)	G2 (M)	NW	SW1	SW2	L1	L2	L3	Weight
32.001	G1/4" M	G1/4" M	6	24	19	51	10	11	90 g
32.003	G1/4" M	G3/8" M	6	24	19	52	10	12	110 g
32.007	G1/4" M	M18x1.5 M	6	24	19	49	10	10	90 g
32.101	G3/8" M	G1/4" M	6	24	19	51	10	11	110 g
32.103	G3/8" M	G3/8" M	6	24	19	52	10	12	110 g
32.107	G3/8" M	M18x1.5 M	6	24	19	49	10	10	100 g

Part No.	G1 (M)	G2 (F)	NW	SW1	SW2	L1	L2	Weight
32.002	G1/4" M	G1/4" F	6	24	19	54	10	110 g
32.102	G3/8" M	G1/4" F	6	24	19	54	10	110 g
32.104	G3/8" M	G3/8" F	6	24	22	55	10	130 g



DGK 90°

Part No.	G1 (M)	S1	NW	SW1	L1	L2	D1	D2	D3	Weight
32.331	G1/4" M	6 (1/4")	4	24	49.5	10	6.7	7.3	10	150 g
32.332	G1/4" M	8 (5/16")	5.5	24	51.5	10	8.4	9	12	150 g
32.339	G1/4" M	10 (3/8")	6.4	24	53.5	10	10.7	10.7	13.5	170 g
32.431	G3/8" M	6 (1/4")	4	24	49.5	10	6.7	7.3	10	160 g
32.432	G3/8" M	8 (5/16")	5.5	24	51.5	10	8.4	9	12	160 g
32.439	G3/8" M	10 (3/8")	6.4	24	53.5	10	10.7	10.7	13.5	200 g

DGK 90°

Part No.	G1 (M)	G2 (F)	NW	SW1	L1	L2	Weight
32.541	G1/4" M	G1/4" F	5	24	24	10	160 g
32.542	G1/4" M	G3/8" F	5	24	27	10	160 g
32.546	G3/8" M	G1/4" F	5	24	24	10	170 g
32.547	G3/8" M	G3/8" F	5	24	27	10	170 g

Legend

M... = metric thrust, ..M = male, F = female, G = gas pipe thrust, R = gas pipe thrust conical, QV = quick connects
SV = profile ring fitting, D = diameter, L = length, NW = nominal width, SW = wrench size

Additional Seal Options available

EPDM (E) or FKM/Viton (V). Please indicate letter of seal material after part number.
Minimum orders apply.

- ✓ Improved gun mobility
- ✓ Plug Nipple: ISO-6150 B-profile
- ✓ Spray guns and compressed air guns
- ✓ High quality design
- ✓ High quality swivel for use with your specific application

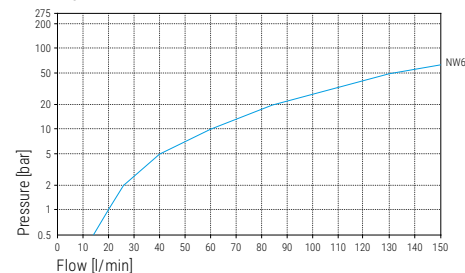
Application

Compressed air guns, paint guns

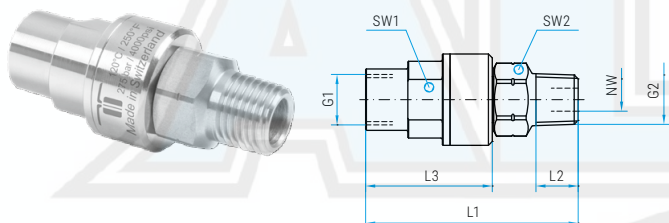

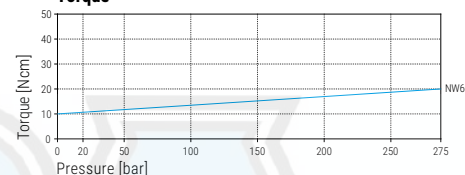
TECHNICAL DATA

Pressure	275 bar (27.5 MPa)
Temperature	120°C
RPM	max. 30 rpm
Body	stainless steel brass, nickel plated
Inner part	stainless steel
Seal	O-ring NBR (optional: EPDM or FKM)
Bearing	1x thrust ball bearing
Throughput medium	pH 3 - 12 10 µm filtered 20 bar compressed air

Flow

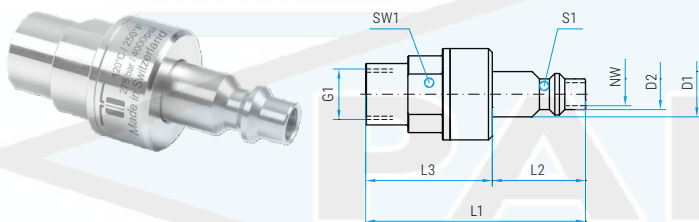


Torque



DGK

Part No.	G1 (F)	G2 (M)	NW	SW1	SW2	L1	L2	L3	Weight
32.985	G1/4" F	1/4" NPTM	6	17	17	55	11	33	90 g



DGK (ISO-6150 B-profile)

Part No.	G1 (F)	S1	NW	SW1	L1	L2	L3	D1	D2	Weight
32.986	G1/4" F	1/4"	6	17	57	24	33	11.8	8	80 g

Legend

M.. = metric thrust, ..M = male, F = female, G = gas pipe thrust, R = gas pipe thrust conical, QV = quick connects
SV = profile ring fitting, D = diameter, L = length, NW = nominal width, SW = wrench size

Additional Seal Options available

EPDM (E) or FKM/Viton (V). Please indicate letter of seal material after part number.
Minimum orders apply.

- ✓ Very low torque
- ✓ Sealed stainless steel bearings
- ✓ Maintenance free
- ✓ Easy rotation at maximum pressure

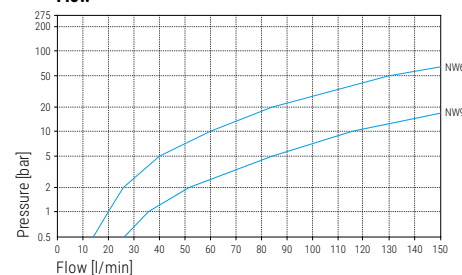
Application

High and low pressure cleaning, hose connections, ceiling booms, hydraulic

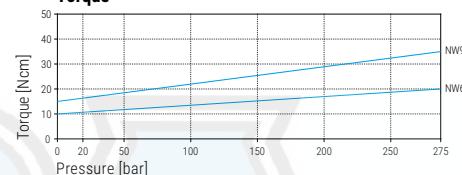
TECHNICAL DATA

Pressure	275 bar (27.5 MPa)
Temperature	120°C
RPM	max. 30 rpm
Body	brass, nickel plated
Inner part	stainless steel
Seal	O-ring NBR (optional: EPDM or FKM)
Bearing	1x thrust ball bearing 1x radial ball bearing
Throughput medium	pH 3 - 12 10 µm filtered 20 bar compressed air

Flow



Torque



DGS

Part No.	G1 (F)	G2 (M)	NW	SW1	SW2	L1	L2	D1	Weight
30.001	G1/4" F	G1/4" M	6	19	19	59	11	22	120 g
30.003	G1/4" F	G3/8" M	6	19	19	60	12	22	130 g
30.101	G3/8" F	G1/4" M	6	22	19	59	11	25	120 g
30.103	G3/8" F	G3/8" M	6	22	19	60	12	25	130 g
30.603	G3/8" F	G3/8" M	9	22	19	62	12	25	140 g

Part No.	G1 (F)	G2 (F)	NW	SW1	SW2	L1	D1	Weight
30.002	G1/4" F	G1/4" F	6	19	19	62	22	130 g
30.004	G1/4" F	G3/8" F	6	19	22	63	22	150 g
30.102	G3/8" F	G1/4" F	6	22	19	62	25	140 g
30.104	G3/8" F	G3/8" F	6	22	22	63	25	150 g
30.604	G3/8" F	G3/8" F	9	22	22	65	25	160 g

Part No.	G1 (F)	G2 (SV)	NW	SW1	SW2	L1	L2	D1	Weight
30.005	G1/4" F	M14x1.5 M	6	19	17	57	10	22	110 g
30.006	G1/4" F	M16x1.5 M	6	19	19	57	10	22	120 g
30.007	G1/4" F	M18x1.5 M	6	19	19	57	10	22	120 g
30.105	G3/8" F	M14x1.5 M	6	22	17	57	10	25	120 g
30.106	G3/8" F	M16x1.5 M	6	22	19	57	10	25	120 g
30.107	G3/8" F	M18x1.5 M	6	22	19	57	10	25	120 g
30.607	G3/8" F	M18x1.5 M	9	22	19	59	10	25	130 g

Part No.	G1 (F)	G2 (QV)	NW	SW1	SW2	L1	L2	D1	Weight
30.008	G1/4" F	M21x1.5 M	6	19	22	61	14	22	140 g
30.009	G1/4" F	M22x1.5 M	6	19	22	61	14	22	140 g
30.108	G3/8" F	M21x1.5 M	6	22	22	61	14	25	120 g
30.109	G3/8" F	M22x1.5 M	6	22	22	61	14	25	150 g

Legend

M... = metric thrust, ..M = male, F = female, G = gas pipe thrust, R = gas pipe thrust conical, QV = quick connects
SV = profile ring fitting, D = diameter, L = length, NW = nominal width, SW = wrench size

Additional Seal Options available

EPDM (E) or FKM/Viton (V). Please indicate letter of seal material after part number.
Minimum orders apply.

- ✓ Live rotation under maximum pressure
- ✓ Single bearing system
- ✓ Self-lubricating ball bearings
- ✓ Easy to install

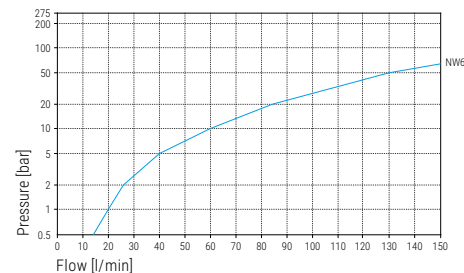
Application

High pressure cleaning, hose connections, quick coupling

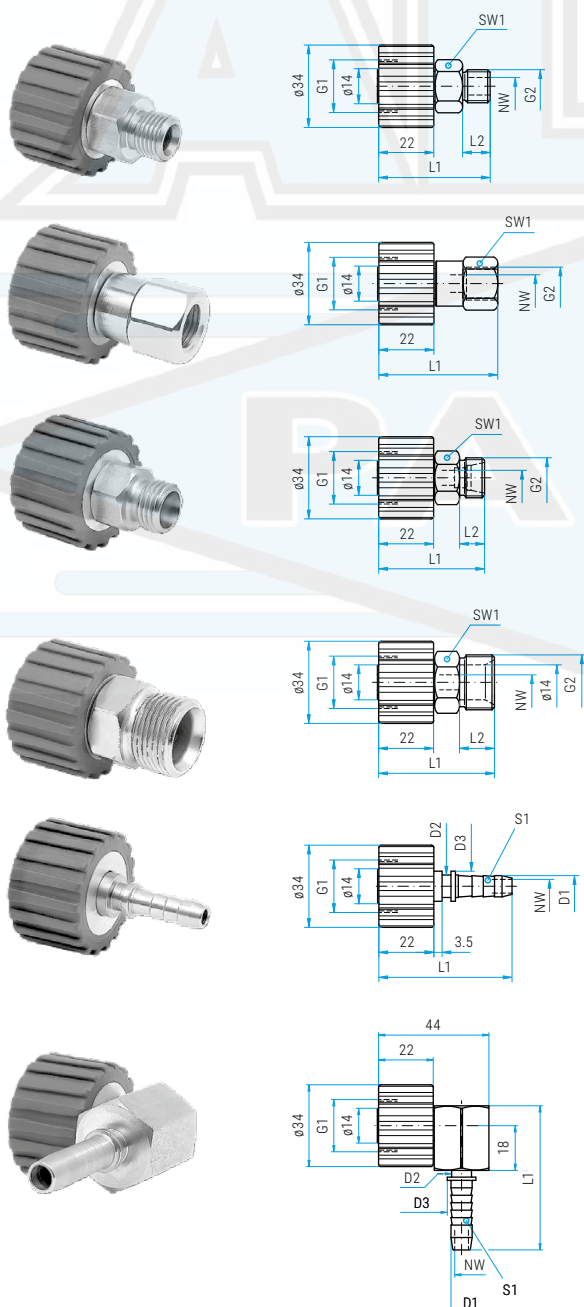
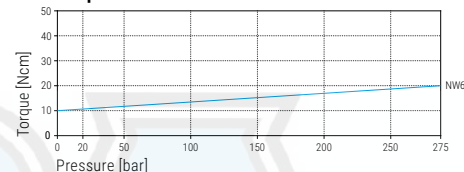
TECHNICAL DATA

Pressure	250 bar (25 MPa)
Temperature	120°C
RPM	max. 30 rpm
Body	brass, nickel plated
Inner part	stainless steel
Seal	O-ring NBR (optional: EPDM or FKM)
Bearing	1x thrust ball bearing
Throughput medium	pH 3 - 12 10 µm filtered 20 bar compressed air

Flow



Torque



DKS

Part No.	G1 (QV)	G2 (M)	NW	SW1	L1	L2	Weight	Color
70.001	M21x1.5 F	G1/4" M	6	19	45	11	100 g	grey
70.003	M21x1.5 F	G3/8" M	6	19	46	12	100 g	grey
70.101	M22x1.5 F	G1/4" M	6	19	45	11	100 g	red
70.103	M22x1.5 F	G3/8" M	6	19	46	12	110 g	red

Part No.	G1 (QV)	G2 (F)	NW	SW1	L1	Weight	Color
70.002	M21x1.5 F	G1/4" F	6	19	48	110 g	grey
70.004	M21x1.5 F	G3/8" F	6	22	49	130 g	grey
70.102	M22x1.5 F	G1/4" F	6	19	48	120 g	red
70.104	M22x1.5 F	G3/8" F	6	22	49	130 g	red

Part No.	G1 (QV)	G2 (SV)	NW	SW1	L1	L2	Weight	Color
70.005	M21x1.5 F	M14x1.5 M	6	17	43	10	100 g	grey
70.006	M21x1.5 F	M16x1.5 M	6	19	43	10	100 g	grey
70.007	M21x1.5 F	M18x1.5 M	6	19	43	10	100 g	grey
70.105	M22x1.5 F	M14x1.5 M	6	17	43	10	100 g	red
70.106	M22x1.5 F	M16x1.5 M	6	19	43	10	100 g	red
70.107	M22x1.5 F	M18x1.5 M	6	19	43	10	100 g	red

Part No.	G1 (QV)	G2 (QV)	NW	SW1	L1	L2	Weight	Color
70.008	M21x1.5 F	M21x1.5 M	6	22	47	14	120 g	grey
70.009	M21x1.5 F	M22x1.5 M	6	22	47	14	120 g	grey
70.108	M22x1.5 F	M21x1.5 M	6	22	47	14	120 g	red
70.109	M22x1.5 F	M22x1.5 M	6	22	47	14	130 g	red

Part No.	G1 (QV)	S1	NW	L1	D1	D2	D3	Weight	Color
70.131	M22x1.5 F	6 (1/4")	4	58	6.9	7.4	9.4	80 g	red
70.132	M22x1.5 F	8 (5/16")	5.5	60	8.4	8.6	11.2	90 g	red
70.139	M22x1.5 F	10 (3/8")	6.4	62	10.1	9	12	90 g	red

DKS 90°

Part No.	G1 (QV)	S1	NW	L1	D1	D2	D3	Weight	Color
70.582	M22x1.5 F	8 (5/16")	5.5	58	8.4	9	11.5	160 g	red

Legend

M... = metric thrust, ..M = male, F = female, G = gas pipe thrust, R = gas pipe thrust conical, QV = quick connects
SV = profile ring fitting, D = diameter, L = length, NW = nominal width, SW = wrench size

Additional Seal Options available

EPDM (E) or FKM/Viton (V). Please indicate letter of seal material after part number.
Minimum orders apply.

- ✓ Maintenance free
- ✓ Sealed stainless steel bearings
- ✓ High flow, low torque

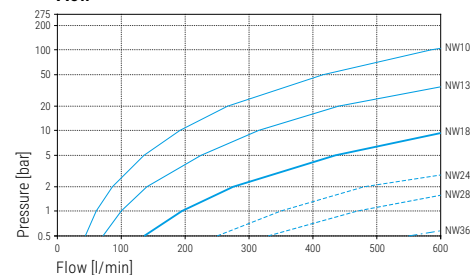
Application

High flow, low rpm, automatic car wash systems, high pressure hose reels

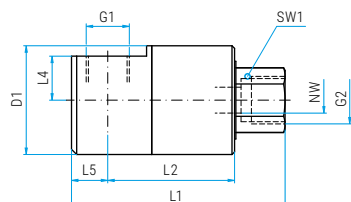
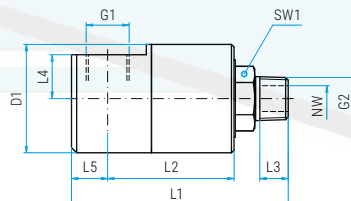
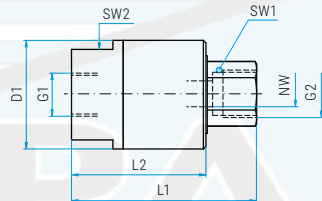
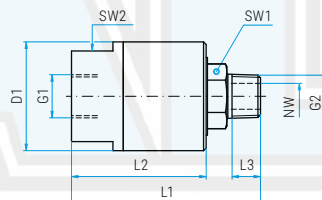

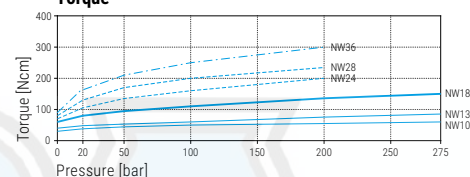
TECHNICAL DATA

Pressure	275 bar (27.5 MPa) 200 bar* (20 MPa)
Temperature	120°C
RPM	max. 30 rpm
Body	brass, nickel plated
Inner part	stainless steel
Seal	O-ring NBR (optional: EPDM or FKM)
Bearing	1x thrust ball bearing
Throughput medium	pH 3 - 12 10 µm filtered 20 bar compressed air

Flow



Torque



DGE

Part No.	G1 (F)	G2 (M)	NW	SW1	SW2	L1	L2	L3	D1	Weight
34.802	G3/8" F	R3/8" M	10	22	35	73	52	11	42	530 g
34.803	G1/2" F	R1/2" M	13	22	35	80	55	15	42	530 g
34.804	G3/4" F	R3/4" M	18	27	40	88	60.5	16	50	780 g
34.805*	G1" F	R1" M	24	36	50	90	60	18	60	1130 g
34.806*	G1¼" F	R1¼" M	28	38	50	110	71	20	60	1340 g
34.807*	G1½" F	R1½" M	36	50	70	112	73	20	85	2670 g

Part No.	G1 (F)	G2 (F)	NW	SW1	SW2	L1	L2	D1	Weight
34.812	G3/8" F	G3/8" F	10	22	35	71	52	42	520 g
34.813	G1/2" F	G1/2" F	13	27	35	80	55	42	560 g
34.814	G3/4" F	G3/4" F	18	32	40	88	60.5	50	810 g
34.815*	G1" F	G1" F	24	36	50	85	60	60	1120 g
34.816*	G1¼" F	G1¼" F	28	50	50	103	71	60	1400 g
34.817*	G1½" F	G1½" F	36	54	70	105.5	73	85	2630 g

DGE 90°

Part No.	G1 (F)	G2 (M)	NW	SW1	L1	L2	L3	L4	L5	D1	Weight
34.822	G3/8" F	R3/8" M	10	22	88	53	11	17	14	42	630 g
34.823	G1/2" F	R1/2" M	13	22	97	53	15	16	19	42	650 g
34.824	G3/4" F	R3/4" M	18	27	111	61	16	19	22	50	1000 g
34.825*	G1" F	R1" M	24	36	123	64	18	23	29	60	1590 g
34.826*	G1¼" F	R1¼" M	28	38	144	72	20	26	33	70	2080 g
34.827*	G1½" F	R1½" M	36	50	155.5	80.5	20	30	36	85	3610 g

Part No.	G1 (F)	G2 (F)	NW	SW1	L1	L2	L4	L5	D1	Weight
34.832	G3/8" F	G3/8" F	10	22	86	53	17	14	42	660 g
34.833	G1/2" F	G1/2" F	13	27	97	53	16	19	42	640 g
34.834	G3/4" F	G3/4" F	18	32	111	61	19	22	50	1010 g
34.835*	G1" F	G1" F	24	36	118	64	23	29	60	1510 g
34.836*	G1¼" F	G1¼" F	28	50	137	72	26	33	70	2140 g
34.837*	G1½" F	G1½" F	36	54	149	80.5	30	36	85	3570 g

Legend

M... = metric thrust, ..M = male, F = female, G = gas pipe thrust, R = gas pipe thrust conical, QV = quick connects
SV = profile ring fitting, D = diameter, L = length, NW = nominal width, SW = wrench size

Additional Seal Options available

EPDM (E) or FKM/Viton (V). Please indicate letter of seal material after part number.
Minimum orders apply.

- ✓ Polished stainless steel
- ✓ Maintenance free
- ✓ Sealed stainless steel ball bearings
- ✓ High flow, low torque

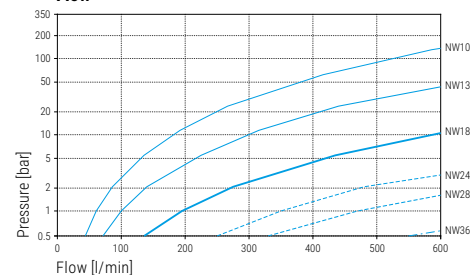
Application

Pharmaceutical industry, food industry, high flow, low rpm, automatic car wash systems

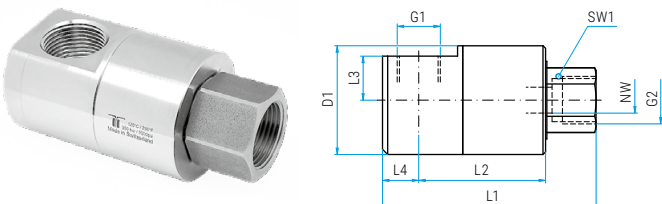
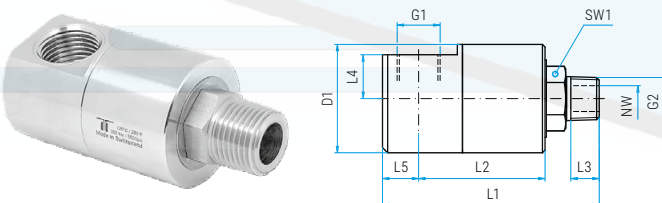
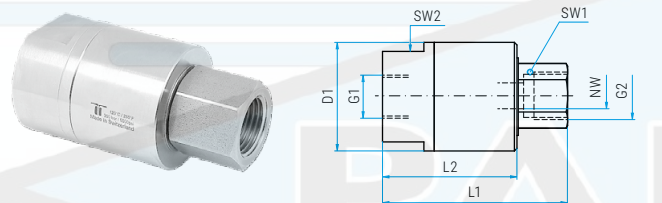
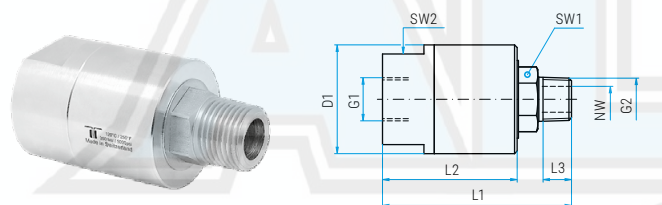
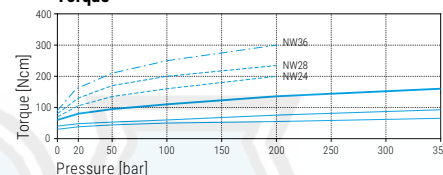
TECHNICAL DATA

Pressure	350 bar (35 MPa) 200 bar* (20 MPa)
Temperature	120°C
RPM	max. 30 rpm
Body	stainless steel
Inner part	stainless steel
Seal	O-ring NBR (optional: EPDM or FKM)
Bearing	1x thrust ball bearing 2x sliding bearings
Throughput medium	pH 3 - 12 10 µm filtered 20 bar compressed air

Flow



Torque



DGEI

Part No.	G1 (F)	G2 (M)	NW	SW1	SW2	L1	L2	L3	D1	Weight
34.702	G3/8" F	R3/8" M	10	22	35	73	52	11	42	540 g
34.703	G1/2" F	R1/2" M	13	22	35	80	55	15	42	540 g
34.704	G3/4" F	R3/4" M	18	27	40	93	65.5	16	50	790 g
34.705*	G1" F	R1" M	24	36	50	95	65	18	60	1140 g
34.706*	G1¼" F	R1¼" M	28	38	50	115	76	20	60	1350 g
34.707*	G1½" F	R1½" M	36	50	70	117	78	20	85	2680 g

Part No.	G1 (F)	G2 (F)	NW	SW1	SW2	L1	L2	D1	Weight
34.712	G3/8" F	G3/8" F	10	22	35	71	52	42	530 g
34.713	G1/2" F	G1/2" F	13	27	35	80	55	42	570 g
34.714	G3/4" F	G3/4" F	18	32	40	93	65.5	50	820 g
34.715*	G1" F	G1" F	24	36	50	90	65	60	1130 g
34.716*	G1¼" F	G1¼" F	28	50	50	108	76	60	1410 g
34.717*	G1½" F	G1½" F	36	54	70	110.5	78	85	2640 g

DGEI 90°

Part No.	G1 (F)	G2 (M)	NW	SW1	L1	L2	L3	L4	L5	D1	Weight
34.722	G3/8" F	R3/8" M	10	22	88	53	11	17	14	42	640 g
34.723	G1/2" F	R1/2" M	13	22	97	53	15	16	19	42	660 g
34.724	G3/4" F	R3/4" M	18	27	111	61	16	19	22	50	1010 g
34.725*	G1" F	R1" M	24	36	123	64	18	23	29	60	1600 g
34.726*	G1¼" F	R1¼" M	28	38	144	72	20	26	33	70	2090 g
34.727*	G1½" F	R1½" M	36	50	155.5	80.5	20	30	36	85	3620 g

Part No.	G1 (F)	G2 (F)	NW	SW1	L1	L2	L3	L4	D1	Weight
34.732	G3/8" F	G3/8" F	10	22	86	53	17	14	42	670 g
34.733	G1/2" F	G1/2" F	13	27	97	53	16	19	42	650 g
34.734	G3/4" F	G3/4" F	18	32	111	61	19	22	50	1020 g
34.735*	G1" F	G1" F	24	36	118	64	23	29	60	1520 g
34.736*	G1¼" F	G1¼" F	28	50	137	72	26	33	70	2150 g
34.737*	G1½" F	G1½" F	36	54	149	80.5	30	36	85	3580 g

Legend

M... = metric thrust, ..M = male, F = female, G = gas pipe thrust, R = gas pipe thrust conical, QV = quick connects
SV = profile ring fitting, D = diameter, L = length, NW = nominal width, SW = wrench size

Additional Seal Options available

EPDM (E) or FKM/Viton (V). Please indicate letter of seal material after part number.
Minimum orders apply.

- ✓ Quadruple bearing system
- ✓ High flow
- ✓ Solid stainless steel construction
- ✓ Long service life
- ✓ Maintenance free
- ✓ Corrosion resistant

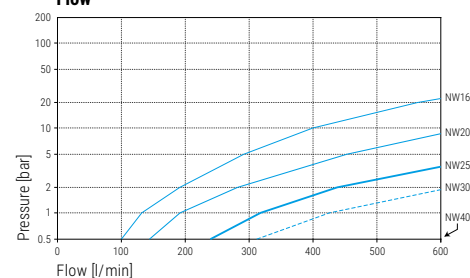
Application

Thrust and radial forces, high pressure, industrial or food service applications

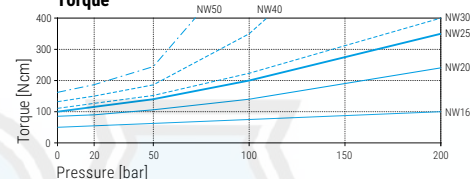
TECHNICAL DATA

Pressure	10-200 bar (1-20 MPa) 20 bar* (2 MPa)
Temperature	5°C - 80°C
RPM	see chart (max. RPM)
Body	stainless steel
Inner part	stainless steel
Seal	O-ring NBR (optional: EPDM or FKM)
Bearing	2x radial ball bearings 2x thrust ball bearings
Throughput medium	pH 3 - 12 10 µm filtered 20 bar compressed air

Flow



Torque



DGR

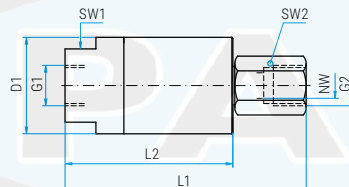
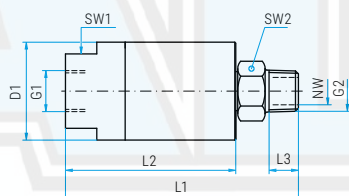


Part No.	G1 (F)	G2 (M)	NW	SW1	SW2	L1	L2	L3	D1	max. RPM	Weight
34.201	G1/2" F	R1/2" M	16	38	27	119	87	15	50	200	1.15 kg
34.301	G3/4" F	R3/4" M	20	42	32	127	93	15	55	150	1.44 kg
34.401	G1" F	R1" M	25	46	36	135	96	18	60	130	1.67 kg
34.521	G1¼" F	R1¼" M	30	51	44	142	101	20	60	130	1.74 kg
34.501	G1½" F	R1½" M	40	65	55	154	104	20	80	100	3.02 kg
34.601	G2" F	R2" M	50	75	62	166	116	22	90	70	3.76 kg
34.636*	G2½" F	G2½" M	65	85	85	268	217	24	160	50	20.0 kg

Part No.	G1 (F)	G2 (F)	NW	SW1	SW2	L1	L2	D1	max. RPM	Weight
34.202	G1/2" F	G1/2" F	16	38	27	125	87	50	200	1.13 kg
34.302	G3/4" F	G3/4" F	20	42	32	133	93	55	150	1.42 kg
34.402	G1" F	G1" F	25	46	36	141	96	60	130	1.64 kg
34.522	G1¼" F	G1¼" F	30	51	44	144	101	60	130	1.72 kg
34.502	G1½" F	G1½" F	40	65	55	154	104	80	100	3.06 kg
34.602	G2" F	G2" F	50	75	70	170	116	90	70	3.78 kg
34.637*	G2½" F	G2½" F	65	85	85	272	217	160	50	20.0 kg

34.911	Seal kit NW 16
34.912	Seal kit NW 20
34.913	Seal kit NW 25
34.943	Seal kit NW 30
34.914	Seal kit NW 40
34.915	Seal kit NW 50
34.950	Seal kit NW 65

34.920	Repair kit NW 16
34.921	Repair kit NW 20
34.922	Repair kit NW 25
34.944	Repair kit NW 30
34.923	Repair kit NW 40
34.924	Repair kit NW 50
34.951	Repair kit NW 65

Repair kit includes seal and bearing set.



Legend

M... = metric thrust, ..M = male, F = female, G = gas pipe thrust, R = gas pipe thrust conical, QV = quick connects
SV = profile ring fitting, D = diameter, L = length, NW = nominal width, SW = wrench size

Additional Seal Options available

EPDM (E) or FKM/Viton (V). Please indicate letter of seal material after part number.
Minimum orders apply.

- ✓ Stainless steel
- ✓ Maintenance free
- ✓ Sliding bearing

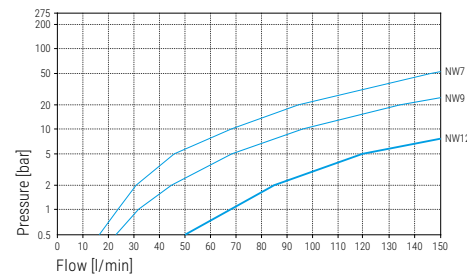
Application

Ceiling boom, high pressure hose reels, high pressure cleaner, food industry

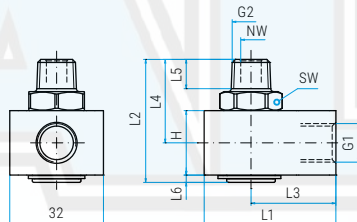

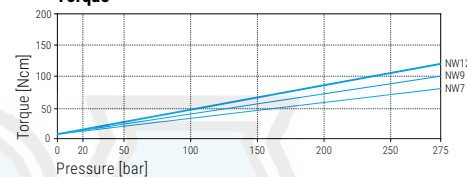
TECHNICAL DATA

Pressure	275 bar (27.5 MPa)
Temperature	120°C
RPM	max. 30 rpm
Body	brass, nickel plated
Inner part	stainless steel
Seal	O-ring NBR / Support ring (optional: EPDM or FKM)
Bearing	sliding bearing
Throughput medium	pH 3 - 12 10 µm filtered 20 bar compressed air

Flow

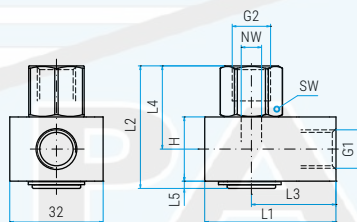


Torque



WDE

Part No.	G1 (F)	G2 (M)	NW	H	L1	L2	L3	L4	L5	L6	SW	Weight
43.401	G1/4" F	R1/4" M	7	22	45	42	29	28.5	10	2.5	19	225 g
43.402	G3/8" F	R3/8" M	9	24	45	45	29	30.5	11	2.5	19	230 g
43.403	G1/2" F	R1/2" M	12	28	45	55	29	38.5	15	2.5	22	260 g



Part No.	G1 (F)	G2 (F)	NW	H	L1	L2	L3	L4	L5	SW	Weight
43.406	G1/4" F	G1/4" F	7	22	45	42	29	28.5	2.5	19	230 g
43.407	G3/8" F	G3/8" F	9	24	45	45	29	30.5	2.5	19	220 g
43.408	G1/2" F	G1/2" F	12	28	45	57	29	40.5	2.5	27	290 g

Legend

M... = metric thrust, ..M = male, F = female, G = gas pipe thrust, R = gas pipe thrust conical, QV = quick connects
SV = profile ring fitting, D = diameter, L = length, NW = nominal width, SW = wrench size

Additional Seal Options available

EPDM (E) or FKM/Viton (V). Please indicate letter of seal material after part number.
Minimum orders apply.

- ✓ Complete stainless steel
- ✓ Maintenance free
- ✓ Compact design
- ✓ Sliding bearing system

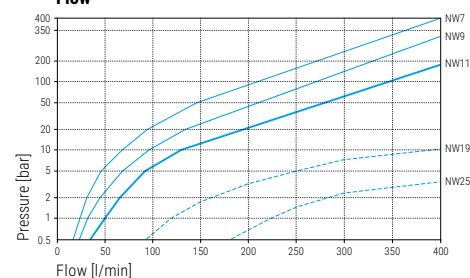
Application

Hose reels

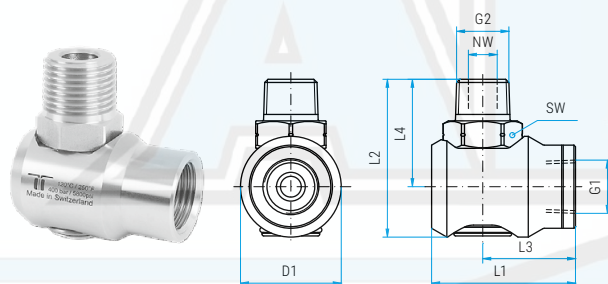
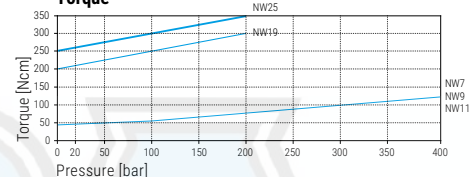
TECHNICAL DATA

Pressure	400 bar (40 MPa)
	200 bar (20 MPa)*
	50 bar (5 MPa)
Temperature	120°C
RPM	max. 30 rpm
Body	stainless steel
Inner part	stainless steel
Seal	O-ring NBR (optional: EPDM or FKM)
Bearing	sliding bearings
Throughput	pH 3 - 12
medium	10 µm filtered 20 bar compressed air

Flow



Torque



WDEI (Operating range 50-400 bar)

Part No.	Box Part No.	G1 (F)	G2 (M)	NW	L1	L2	L3	L4	D1	SW	Box	Weight
43.411	43.411B	G1/4" F	R1/4" M	7	45	54	29	38	32	22	25 Stk.	260 g
43.412	43.412B	G3/8" F	R3/8" M	9	45	55	29	39	32	22	25 Stk.	250 g
43.413	43.413B	G1/2" F	R1/2" M	11	50	66	34	46	40	22	25 Stk.	370 g
43.414*	43.414B*	G3/4" F	R3/4" M	19	75	80	48	54	52	36	10 Stk.	780 g
43.415*	43.415B*	G1" F	R1" M	25	85	90	55	60	60	41	10 Stk.	1070 g
43.416	43.416B	G3/8" F	R1/2" M	9	45	60	29	44	32	22	25 Stk.	270 g
43.417	43.417B	G1/2" F	R3/8" M	11	50	62	34	42	40	22	25 Stk.	350 g
43.418	43.418B	G3/8" F	G3/8" M	9	45	52	29	37	32	22	25 Stk.	220 g

* Operation range 200 bar

WDEI low Pressure (Operating range up to 50 bar)

Part No.	Box Part No.	G1 (F)	G2 (M)	NW	L1	L2	L3	L4	D1	SW	Box	Weight
43.431	43.431B	G1/4" F	R1/4" M	7	45	48	29	33	32	22	25 pcs.	240 g
43.432	43.432B	G3/8" F	R3/8" M	9	45	49	29	34	32	22	25 pcs.	220 g
43.433	43.433B	G1/2" F	R1/2" M	11	50	53	34	38	32	22	25 pcs.	220 g
43.434	43.434B	G3/4" F	R3/4" M	19	75	80	48	54	52	36	10 pcs.	780 g
43.435	43.435B	G1" F	R1" M	25	85	90	55	60	60	41	10 pcs.	1070 g
43.436	43.436B	G3/8" F	R1/2" M	9	45	53	29	38	32	22	25 pcs.	220 g
43.437	43.437B	G1/2" F	R3/8" M	9	50	49	34	34	32	22	25 pcs.	220 g
43.438	43.438B	G3/8" F	G3/8" M	9	45	52	29	37	32	22	25 Stk.	220 g

WDEI (Operating range 50-400 bar)

Part No.	Box Part No.	G1 (F)	G2 (F)	NW	L1	L2	L3	L4	D1	SW	Box	Weight
43.421	43.421B	G1/4" F	G1/4" F	7	45	49	29	33	32	22	25 Stk.	260 g
43.422	43.422B	G3/8" F	G3/8" F	9	45	49	29	33	32	22	25 Stk.	230 g
43.423	43.423B	G1/2" F	G1/2" F	11	50	58	34	38	40	24	25 Stk.	340 g
43.424*	43.424B*	G3/4" F	G3/4" F	19	75	70	48	44	52	36	10 Stk.	840 g
43.425*	43.425B*	G1" F	G1" F	25	85	78	55	48	60	41	10 Stk.	1120 g

* Operation range 200 bar

WDEI low Pressure (Operating range up to 50 bar)

Part No.	Box Part No.	G1 (F)	G2 (F)	NW	L1	L2	L3	L4	D1	SW	Box	Weight
43.441	43.441B	G1/4" F	G1/4" F	7	45	46	29	31	32	22	25 pcs.	250 g
43.442	43.442B	G3/8" F	G3/8" F	9	45	47	29	32	32	22	25 pcs.	220 g
43.443	43.443B	G1/2" F	G1/2" F	11	50	50	34	35	32	24	25 pcs.	200 g
43.444	43.444B	G3/4" F	G3/4" F	19	75	70	48	44	52	36	10 pcs.	840 g
43.445	43.445B	G1" F	G1" F	25	85	78	55	48	60	41	10 pcs.	1120 g



Example of an OEM-box which includes 25 swivels.

43.922	Seal kit NW 7-11	43.934	Seal kit LP NW 7-11
43.930	Seal kit NW 19	43.935	Seal kit LP NW 19
43.931	Seal kit NW 25	43.936	Seal kit LP NW 25

Legend

M... = metric thrust, ..M = male, F = female, G = gas pipe thrust, R = gas pipe thrust conical, QV = quick connects
SV = profile ring fitting, D = diameter, L = length, NW = nominal width, SW = wrench size

Additional Seal Options available

EPDM (E) or FKM/Viton (V). Please indicate letter of seal material after part number.
Minimum orders apply.

- ✓ Friction bearing
- ✓ Stainless steel
- ✓ Maintenance free

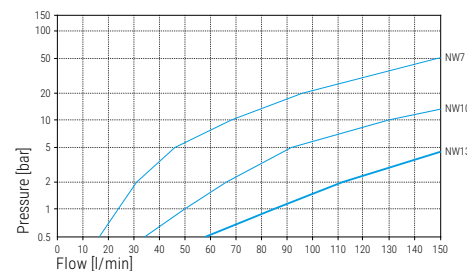
Application

Ceiling booms, high pressure hose reels, high pressure cleaners

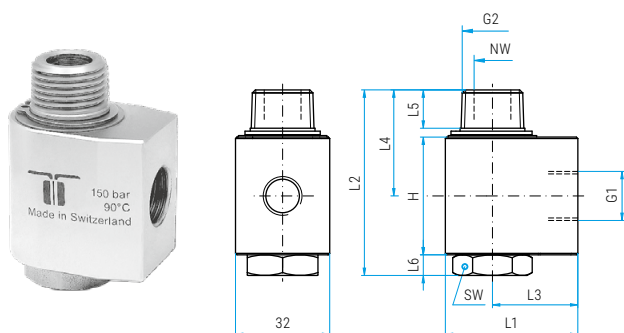
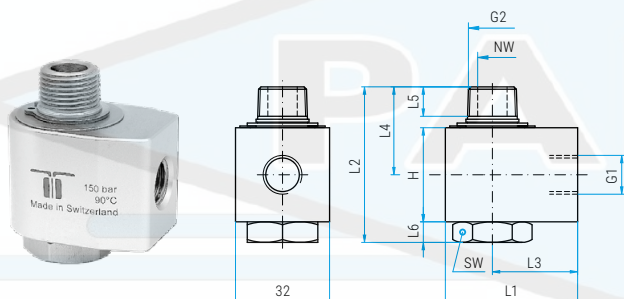
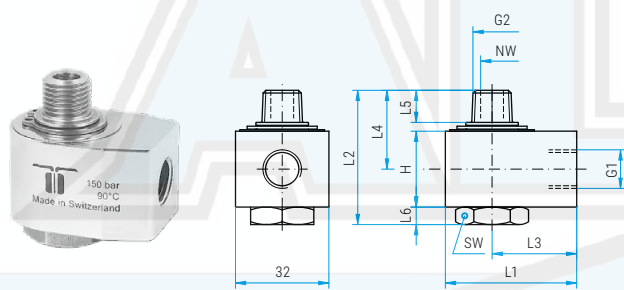

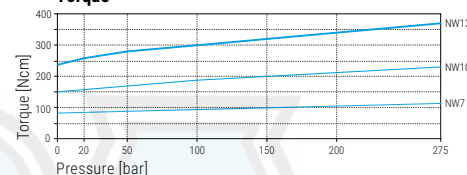
TECHNICAL DATA

Pressure	150 bar (15 MPa) 275 bar* (27.5 MPa)
Temperature	90°C / 120°C*
RPM	max. 30 rpm
Body	brass, nickel plated
Inner part	stainless steel
Seal	O-ring NBR / Support ring (optional: EPDM or FKM)
Bearing	sliding bearing
Throughput medium	pH 3 - 12 10 µm filtered 20 bar compressed air

Flow



Torque



WDG

Part No.	G1 (F)	G2 (M conical)	NW	H	L1	L2	L3	L4	L5	L6	SW	Weight
40.001	G1/4" F	R1/4" M	7	26	45	46	29	27	9	6	22	290 g
40.003	G1/4" F	R3/8" M	7	26	45	46	29	27	9	6	22	290 g
40.011	G3/8" F	R1/4" M	7	26	45	46	29	27	9	6	22	270 g
40.013	G3/8" F	R3/8" M	7	26	45	46	29	27	9	6	22	280 g

Part No.	G1 (F)	G2 (M cylindric)	NW	H	L1	L2	L3	L4	L5	L6	SW	Weight
40.002	G1/4" F	G1/4" M	7	26	45	46	29	27	11	6	22	280 g
40.009*	G1/4" F	G1/4" M	7	26	45	46	29	27	11	6	22	270 g
40.012	G3/8" F	G1/4" M	7	26	45	46	29	27	11	6	22	270 g

* 275 bar / 120°C / without snap ring, for Mosmatic ceiling boom

Part No.	G1 (F)	G2 (M conical)	NW	H	L1	L2	L3	L4	L5	L6	SW	Weight
40.101	G1/4" F	R3/8" M	10	32	45	53	29	30	9	7	24	340 g
40.111	G3/8" F	R3/8" M	10	32	45	53	29	30	9	7	24	320 g

Part No.	G1 (F)	G2 (M cylindric)	NW	H	L1	L2	L3	L4	L5	L6	SW	Weight
40.102	G1/4" F	G3/8" M	10	32	45	53	29	30	11	7	24	330 g
40.112	G3/8" F	G3/8" M	10	32	45	53	29	30	11	7	24	320 g

Part No.	G1 (F)	G2 (M conical)	NW	H	L1	L2	L3	L4	L5	L6	SW	Weight
40.201	G3/8" F	R1/2" M	13	40	45	63	29	36	11	7	24	350 g
40.211	G1/2" F	R1/2" M	13	40	45	63	29	36	11	7	24	380 g

40.502 Seal kit NW 7

40.503 Seal kit NW 10+13

Legend

M... = metric thrust, ..M = male, F = female, G = gas pipe thrust, R = gas pipe thrust conical, QV = quick connects
SV = profile ring fitting, D = diameter, L = length, NW = nominal width, SW = wrench size

Additional Seal Options available

EPDM (E) or FKM/Viton (V). Please indicate letter of seal material after part number.
Minimum orders apply.

- ✓ Slide or dual bearing systems
- ✓ Stainless steel
- ✓ Maintenance free

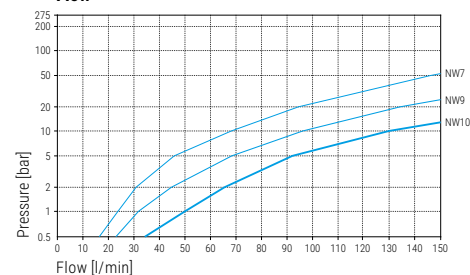
Application

Ceiling boom, high pressure hose reels, high pressure cleaner

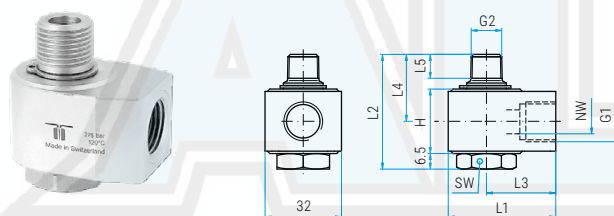
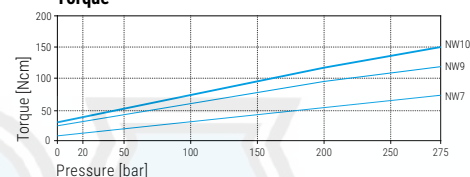
TECHNICAL DATA

Pressure	275 bar (27.5 MPa)
Temperature	120°C
RPM	see chart (max. RPM)
Body	brass, nickel plated
Inner part	stainless steel
Seal	O-ring NBR (optional: EPDM or FKM)
Bearing	WDB: sliding bearing WDBL: 2x radial ball bearings WDBS: 2x radial ball bearings
Throughput medium	pH 3 - 12 10 µm filtered 20 bar compressed air

Flow



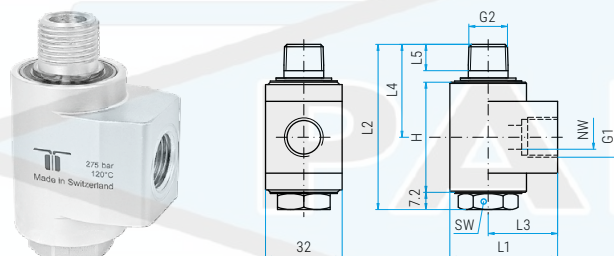
Torque



WDB

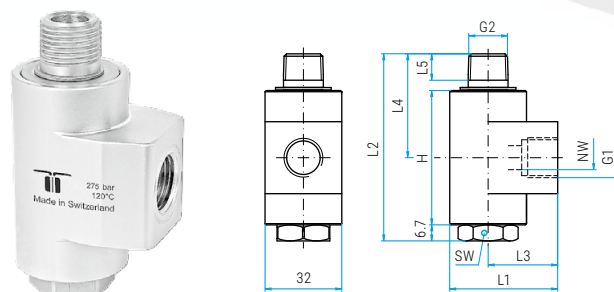
Part No.	G1 (F)	G2 (M)	NW	H	L1	L2	L3	L4	L5	SW	max. RPM	Weight
43.201	G1/4" F	R1/4" M	7	27	45	48	29	28	10	22	30	280 g
43.202	G3/8" F	R3/8" M	9	27	45	49	29	29	11	22	30	260 g
43.209*	G1/4" F	G1/4" M	7	27	45	45	29	25	11	22	30	270 g

* without snap ring, for Mosmatic ceiling boom



WDBL (with radial ball bearings)

Part No.	G1 (F)	G2 (M)	NW	H	L1	L2	L3	L4	L5	SW	max. RPM	Weight
43.212	G3/8" F	R3/8" M	10	46	45	69	29	39	11	22	200	440 g



WDBS (with radial ball bearings and protection plate)

Part No.	G1 (F)	G2 (M)	NW	H	L1	L2	L3	L4	L5	SW	max. RPM	Weight
43.222	G3/8" F	R3/8" M	10	56	45	78	29	44	11	22	200	520 g

43.904	Seal kit
--------	----------

Legend

M... = metric thrust, ..M = male, F = female, G = gas pipe thrust, R = gas pipe thrust conical, QV = quick connects
SV = profile ring fitting, D = diameter, L = length, NW = nominal width, SW = wrench size

Additional Seal Options available

EPDM (E) or FKM/Viton (V). Please indicate letter of seal material after part number.
Minimum orders apply.

- ✓ Slide or dual bearing systems
- ✓ Stainless steel
- ✓ Maintenance free

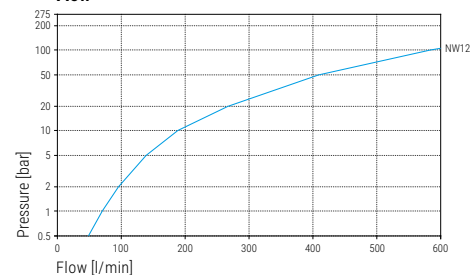
Application

High pressure hose reels, ceiling booms, high pressure cleaners

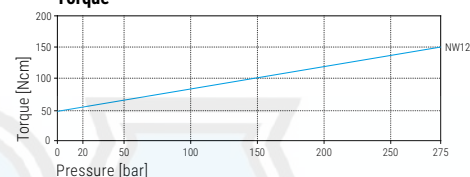
TECHNICAL DATA

Pressure	275 bar (27.5 MPa)
Temperature	120°C
RPM	see chart (max. RPM)
Body	brass, nickel plated
Inner part	stainless steel
Seal	O-ring NBR (optional: EPDM or FKM)
Bearing	WDC: sliding bearing WDCL: 2x radial ball bearings WDCS: 2x radial ball bearings
Throughput medium	pH 3 - 12 10 µm filtered 20 bar compressed air

Flow



Torque



WDC

Part No.	G1 (F)	G2	NW	H	L1	L2	L3	L4	L5	SW	max. RPM	Weight
43.303	G1/2" F	R1/2" M	12	34	45	64	29	44	15	22	30	320 g
43.304	G1/2" F	G1/2" F	12	34	45	64	29	44	15	27	30	330 g

WDCL (with radial ball bearings)

Part No.	G1 (F)	G2	NW	H	L1	L2	L3	L4	L5	SW	max. RPM	Weight
43.313	G1/2" F	R1/2" M	12	46	45	76	29	50	15	22	200	430 g
43.314	G1/2" F	G1/2" F	12	46	45	76	29	50	15	27	200	440 g

WDCS (with radial ball bearings and protection plate)

Part No.	G1 (F)	G2	NW	H	L1	L2	L3	L4	L5	SW	max. RPM	Weight
43.323	G1/2" F	R1/2" M	12	56	45	85	29	55	15	22	200	450 g
43.324	G1/2" F	G1/2" F	12	56	45	85	29	55	15	27	200	460 g

43.904	Seal kit
--------	----------

Legend

M... = metric thrust, ..M = male, F = female, G = gas pipe thrust, R = gas pipe thrust conical, QV = quick connects
SV = profile ring fitting, D = diameter, L = length, NW = nominal width, SW = wrench size

Additional Seal Options available

EPDM (E) or FKM/Viton (V). Please indicate letter of seal material after part number.
Minimum orders apply.

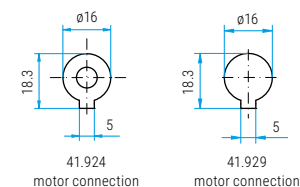
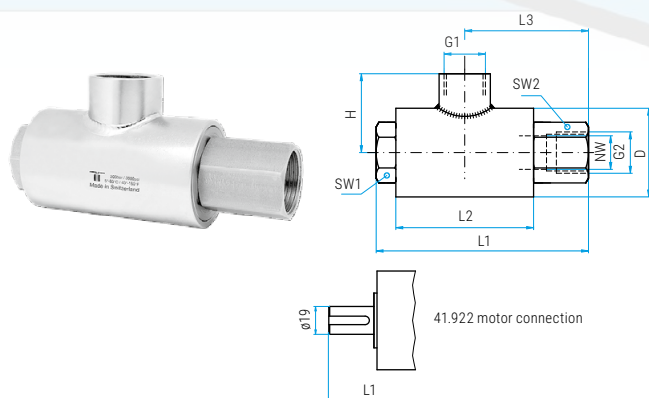
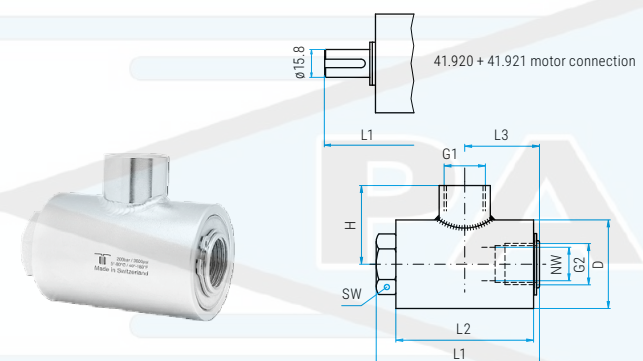
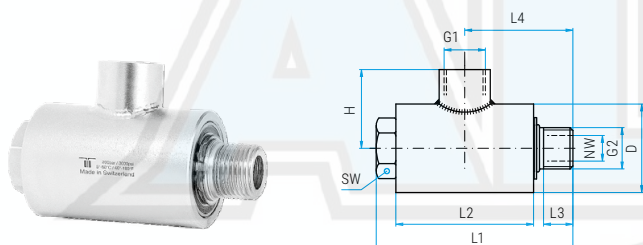
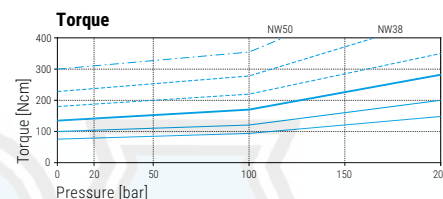
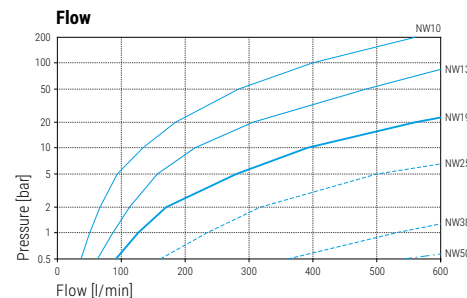
- ✓ Dual bearing system
- ✓ Complete stainless steel construction
- ✓ Rugged design
- ✓ Maintenance free

Application

Automatic car wash, industrial application, high pressure hose reels, high flow

TECHNICAL DATA

Pressure	10-200 bar (1-20 MPa) 20 bar* (2 MPa)
Temperature	5°C - 80°C
RPM	see chart (max. RPM)
Body	stainless steel
Inner part	stainless steel
Seal	O-ring NBR (optional: EPDM or FKM)
Bearing	2x radial ball bearings
Throughput medium	pH 3 - 12 10 µm filtered 20 bar compressed air



WDRS (no front to back forces allowed)

Part No.	G1 (F)	G2 (M)	NW	SW	H	L1	L2	L3	L4	D	max. RPM	Weight
41.111	G3/8" F	R3/8" M	10	27	37	105	80	11	56	45	150	0.92 kg
41.211	G1/2" F	R1/2" M	13	27	40	110	80	15	60	45	150	0.92 kg
41.311	G3/4" F	R3/4" M	19	32	43	122	90	16	67	50	130	1.16 kg
41.411	G1" F	R1" M	25	36	48	136	100	18	74	56	110	1.60 kg
41.511	G1½" F	R1½" M	38	55	60	150	110	20	83	71	76	2.70 kg
41.611	G2" F	R2" M	50	70	70	180	134	22	97	90	60	4.90 kg
41.636*	G2½" F	G2½" M	65	85	100	242	175	24	139	140	50	15.0 kg

WDRS (with motor connection)

Part No.	G1 (F)	G2 (M)	NW	SW	H	L1	L2	L3	L4	D	max. RPM	Weight
41.920	1/2" NPTF	1/2" NPTM	13	27	40	155	70	15	84	45	150	0.94 kg
41.921	1/2" NPTF	1/2" NPTM	13	19	40	155	80	15	84	45	150	1.01 kg

WDRS (no front to back forces allowed)

Part No.	G1 (F)	G2 (F)	NW	SW	H	L1	L2	L3	D	max. RPM	Weight
41.212	G1/2" F	G1/2" F	13	27	40	93	80	43	45	150	0.88 kg

WDRS (no front to back forces allowed)

Part No.	G1 (F)	G2 (F)	NW	SW1	SW2	H	L1	L2	L3	D	max. RPM	Weight
41.312	G3/4" F	G3/4" F	19	32	32	43	140	90	85	50	130	1.27 kg
41.412	G1" F	G1" F	25	36	36	48	157	100	95	56	110	1.61 kg
41.512	G1½" F	G1½" F	38	55	55	60	172	110	105	71	76	2.87 kg
41.612	G2" F	G2" F	50	70	70	70	204	134	121	90	60	5.40 kg
41.637*	G2½" F	G2½" F	65	85	85	100	246	175	143	140	50	15.0 kg

WDRS (with motor connection)

Part No.	G1 (F)	G2 (F)	NW	SW2	H	L1	L2	L3	D	max. RPM	Weight
41.922	3/4" NPTF	3/4" NPTF	19	32	43	162	90	78	50	130	1.28 kg

WDRS (with motor connection, 1x radial ball bearing)

Part No.	IN	OUT	NW	max. RPM	Weight
40.924	G3/8" F	3x G1/4" F	9	130	3.00 kg
40.929	G3/8" F	2x 1/8" NPTF / 1x G1/4" F	9	130	3.20 kg

41.912	Seal kit NW 13
41.913	Seal kit NW 19
41.914	Seal kit NW 25
41.915	Seal kit NW 38
41.916	Seal kit NW 50
41.925	Seal kit NW 65

41.930	Repair kit NW 10 + 13
41.931	Repair kit NW 19
41.932	Repair kit NW 25
41.933	Repair kit NW 38
41.934	Repair kit NW 50
41.936	Repair kit NW 65

Repair kit includes seal and bearing set.

Legend

M... = metric thrust, ..M = male, F = female, G = gas pipe thrust, R = gas pipe thrust conical, QV = quick connects
SV = profile ring fitting, D = diameter, L = length, NW = nominal width, SW = wrench size

Additional Seal Options available

EPDM (E) or FKM/Viton (V). Please indicate letter of seal material after part number.
Minimum orders apply.

- ✓ High speed triple bearing system
- ✓ Corrosion resistant
- ✓ Solid construction
- ✓ Long service life
- ✓ Maintenance free

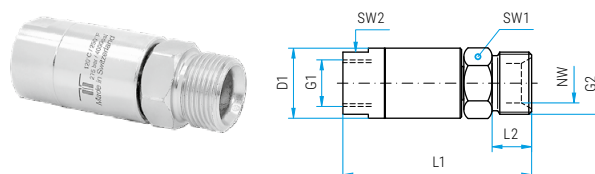
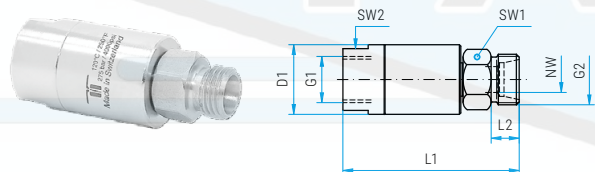
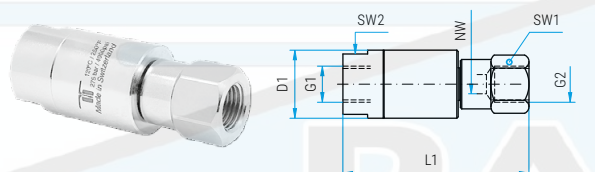
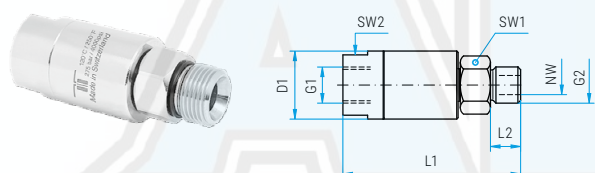
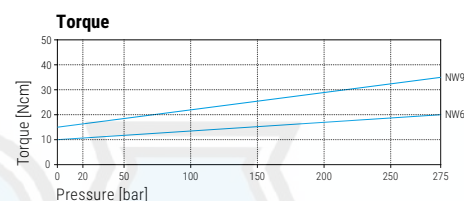
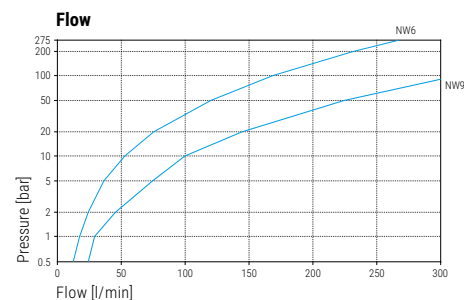


Application

Thrust and radial forces, high flow, automatic car wash systems, high pressure hose reels

TECHNICAL DATA

Pressure	275 bar (27.5 MPa)
Temperature	30°C (at 1'000 rpm) 120°C (at 30 rpm)
RPM	max. 1'000 rpm
Body	DGL: brass, nickel plated DGLI: stainless steel
Inner part	stainless steel
Seal	O-ring NBR (optional: EPDM or FKM)
Bearing	2x radial ball bearings 1x thrust ball bearing
Throughput medium	pH 3 - 12 10 µm filtered 20 bar compressed air



DGL	DGLI	Part No.	Part No.	G1 (F)	G2 (M)	NW	SW1	SW2	L1	L2	D1	Weight
		31.001	31.904	G1/4" F	G1/4" M	6	19	22	65	11	25	170 g
		31.003	31.913	G1/4" F	G3/8" M	6	19	22	66	12	25	170 g
		31.025	---	G1/4" F	1/8" NPTM	6	10	22	57	8	25	150 g
		31.101	31.914	G3/8" F	G1/4" M	6	19	22	65	11	25	160 g
		31.103	31.906	G3/8" F	G3/8" M	6	19	22	66	12	25	160 g
		31.125	---	G3/8" F	1/8" NPTM	6	10	22	57	8	25	140 g
		31.603	31.939	G3/8" F	G3/8" M	9	19	22	67	12	25	150 g

Part No.	Part No.	G1 (F)	G2 (F)	NW	SW1	SW2	L1	D1	Weight
31.002	31.907	G1/4" F	G1/4" F	6	19	22	68	25	180 g
31.004	31.928	G1/4" F	G3/8" F	6	22	22	69	25	190 g
31.102	31.932	G3/8" F	G1/4" F	6	19	22	68	25	170 g
31.104	31.908	G3/8" F	G3/8" F	6	22	22	69	25	180 g
31.604	31.940	G3/8" F	G3/8" F	9	22	22	70	25	160 g

Part No.	Part No.	G1 (F)	G2 (SV)	NW	SW1	SW2	L1	L2	D1	Weight
31.005	31.929	G1/4" F	M14x1.5 M	6	17	22	63	10	25	160 g
31.006	31.930	G1/4" F	M16x1.5 M	6	19	22	63	10	25	170 g
31.007	31.912	G1/4" F	M18x1.5 M	6	19	22	63	10	25	170 g
31.105	31.933	G3/8" F	M14x1.5 M	6	17	22	63	10	25	170 g
31.106	31.934	G3/8" F	M16x1.5 M	6	19	22	63	10	25	150 g
31.107	31.935	G3/8" F	M18x1.5 M	6	19	22	63	10	25	160 g
31.607	31.941	G3/8" F	M18x1.5 M	9	19	22	64	10	25	140 g

Part No.	Part No.	G1 (F)	G2 (QV)	NW	SW1	SW2	L1	L2	D1	Weight
31.008	31.931	G1/4" F	M21x1.5 M	6	22	22	67	14	25	180 g
31.009	31.911	G1/4" F	M22x1.5 M	6	22	22	67	14	25	190 g
31.108	31.936	G3/8" F	M21x1.5 M	6	22	22	67	14	25	170 g
31.109	31.937	G3/8" F	M22x1.5 M	6	22	22	67	14	25	180 g

33.910	Seal kit NW 6
--------	---------------


Legend

M... = metric thrust, ..M = male, F = female, G = gas pipe thrust, R = gas pipe thrust conical, QV = quick connects
SV = profile ring fitting, D = diameter, L = length, NW = nominal width, SW = wrench size

Additional Seal Options available

EPDM (E) or FKM/Viton (V). Please indicate letter of seal material after part number.
Minimum orders apply.

- ✓ High speed, triple bearing system
- ✓ Bulkhead fitting for mounting
- ✓ Corrosion resistant
- ✓ Highest quality and precision
- ✓ Maintenance free

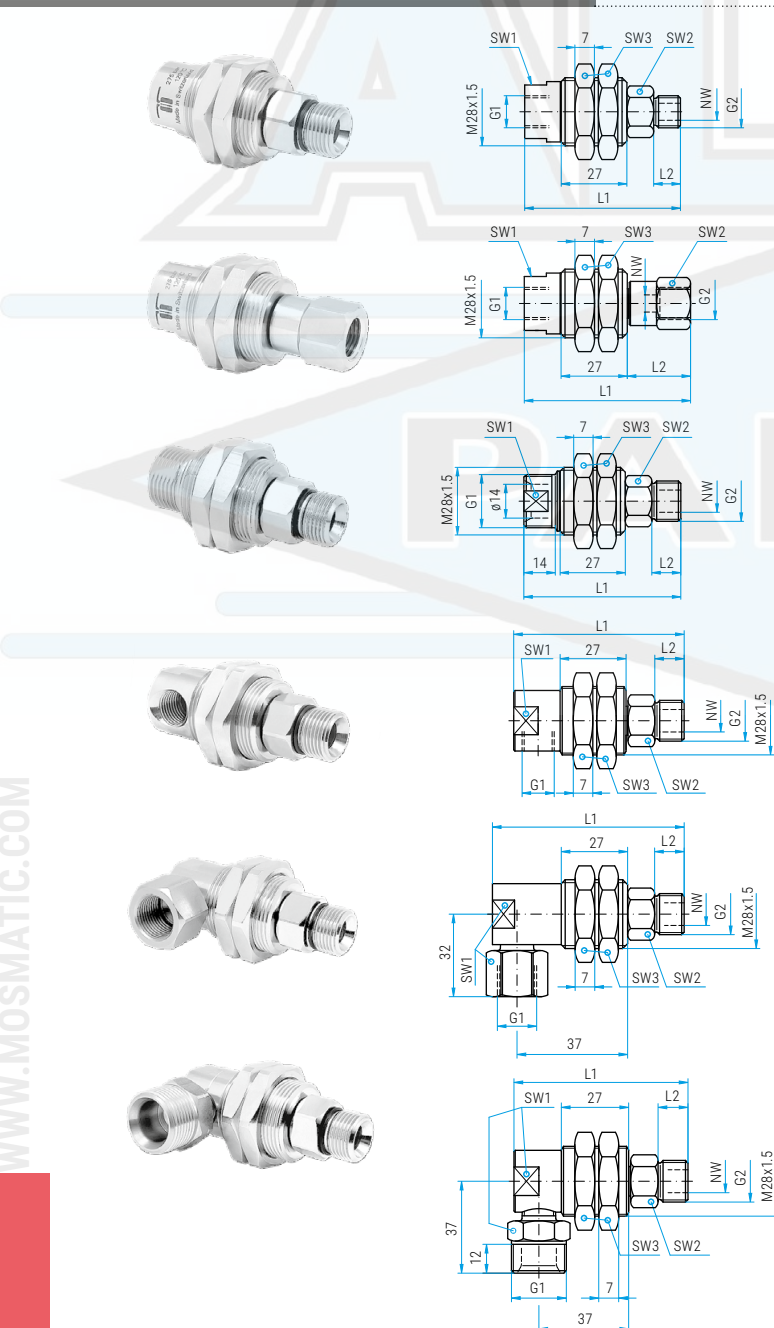
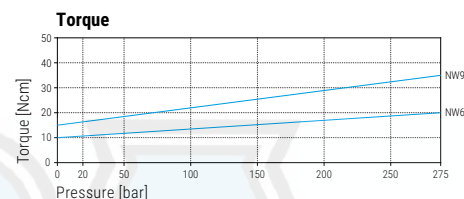
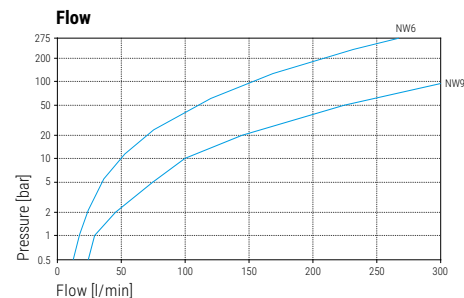


Application

High pressure cleaning technology, parts washers, tire cleaners, self rotating applications

TECHNICAL DATA

Pressure	275 bar (27.5 MPa)
Temperature	30°C (at 1'000 rpm) 120°C (at 30 rpm) max. 1'000 rpm
RPM	
Body	DGG: brass, nickel plated DGGI: stainless steel
Inner part	stainless steel
Seal	O-ring NBR (optional: EPDM or FKM)
Bearing	2x radial ball bearings 1x thrust ball bearing
Throughput medium	pH 3 - 12 10 µm filtered 20 bar compressed air



DGG	DGGI	G1 (F)	G2 (M)	NW	SW1	SW2	SW3	L1	L2	Weight
33.001	33.916	G1/4" F	G1/4" M	6	22	19	34*	65	11	220 g
33.003	33.917	G1/4" F	G3/8" M	6	22	19	34*	66	12	250 g
33.025	---	G1/4" F	1/8" NPTM	6	22	10	34	57	8	200 g
33.101	33.919	G3/8" F	G1/4" M	6	22	19	34*	65	11	230 g
33.103	33.904	G3/8" F	G3/8" M	6	22	19	34*	66	12	240 g
33.125	---	G3/8" F	1/8" NPTM	6	22	10	34	57	8	190 g
33.603	33.922	G3/8" F	G3/8" M	9	22	19	34*	67	12	230 g

* at DGGI: 36mm

Part No.	G1 (F)	G2 (F)	NW	SW1	SW2	SW3	L1	L2	Weight
33.002	G1/4" F	G1/4" F	6	22	19	34	68	26	230 g
33.004	G1/4" F	G3/8" F	6	22	22	34	69	27	230 g
33.102	G3/8" F	G1/4" F	6	22	19	34	68	26	230 g
33.104	G3/8" F	G3/8" F	6	22	22	34	69	27	260 g

Part No.	G1 (QV)	G2 (M)	NW	SW1	SW2	SW3	L1	L2	Weight
33.201	M21x1.5 M	G1/4" M	6	19	19	34	65	11	220 g
33.203	M21x1.5 M	G3/8" M	6	19	19	34	66	12	230 g
33.251	M22x1.5 M	G1/4" M	6	20	19	34	65	11	200 g
33.253	M22x1.5 M	G3/8" M	6	20	19	34	66	12	210 g

DGG 90°	DGGI 90°	G1 (F)	G2 (M)	NW	SW1	SW2	SW3	L1	L2	Weight
33.301	33.921	G1/4" F	G1/4" M	6	22	19	34*	70	11	220 g
33.303	33.906	G1/4" F	G3/8" M	6	22	19	34*	71	12	240 g

* at DGGI: 36mm

Part No.	G1 (F)	G2 (M)	NW	SW1	SW2	SW3	L1	L2	Weight
33.401	G3/8" F	G1/4" M	6	22	19	34	70	11	290 g
33.403	G3/8" F	G3/8" M	6	22	19	34	71	12	310 g

Part No.	G1 (QV)	G2 (M)	NW	SW1	SW2	SW3	L1	L2	Weight
33.503	M21x1.5 M	G3/8" M	6	22	19	34	71	12	290 g
33.553	M22x1.5 M	G3/8" M	6	22	19	34	71	12	330 g

33.910	Seal kit NW 6
---------------	---------------

Legend

M... = metric thrust, ..M = male, F = female, G = gas pipe thrust, R = gas pipe thrust conical, QV = quick connects
SV = profile ring fitting, D = diameter, L = length, NW = nominal width, SW = wrench size

Additional Seal Options available

EPDM (E) or FKM/Viton (V). Please indicate letter of seal material after part number.
Minimum orders apply.

- ✓ High speed, triple bearing system
- ✓ Flange for easy installation
- ✓ Maintenance free
- ✓ Highest precision and quality

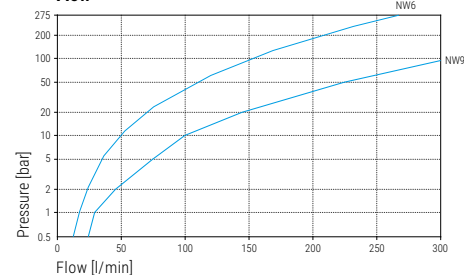
Application

High pressure cleaning technology, parts washers, tire cleaners, self rotating applications

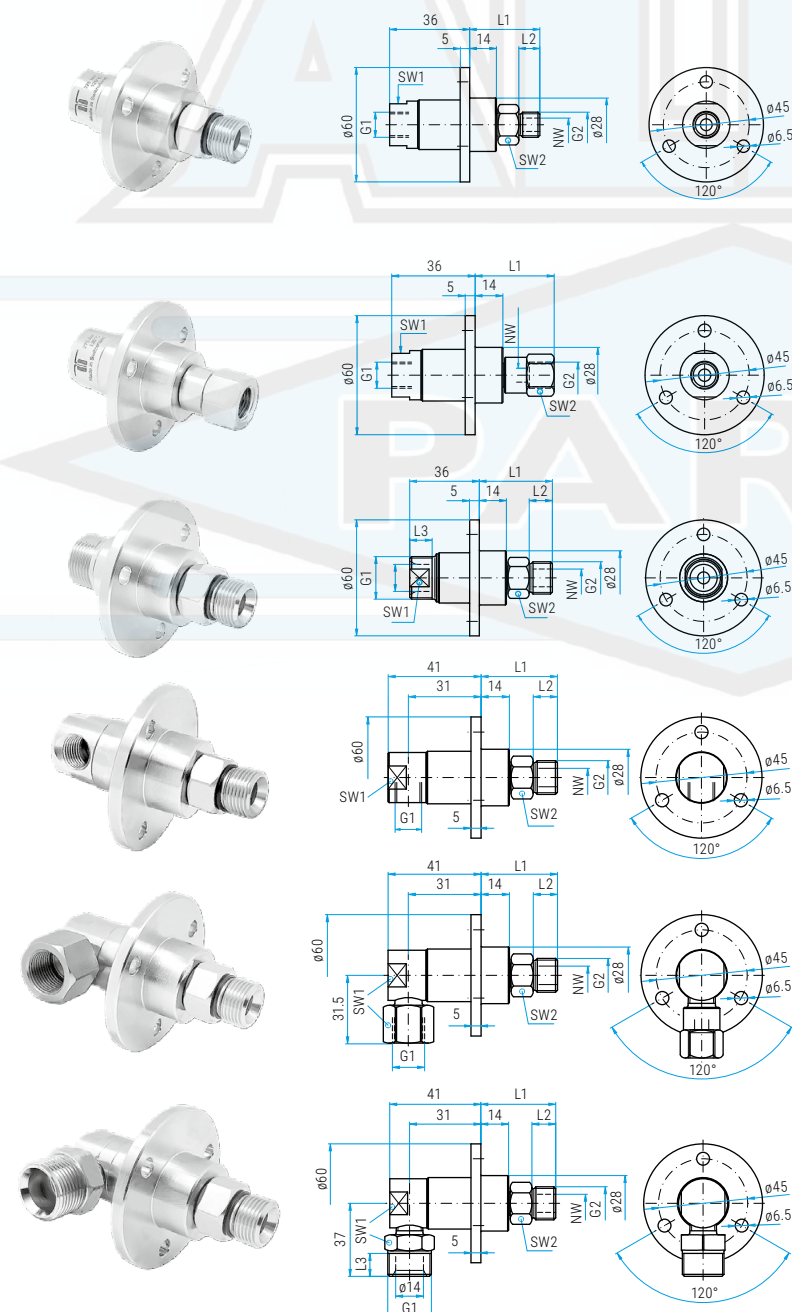

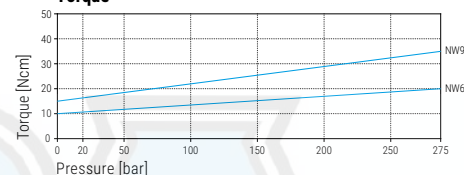
TECHNICAL DATA

Pressure	275 bar (27.5 MPa)
Temperature	30°C (at 1'000 rpm) 120°C (at 30 rpm)
RPM	max. 1'000 rpm
Body	brass, nickel plated
Inner part	stainless steel
Seal	O-ring NBR (optional: EPDM or FKM)
Bearing	2x radial ball bearings 1x thrust ball bearing
Throughput medium	pH 3 - 12 10 µm filtered 20 bar compressed air

Flow



Torque



DGF

Part No.	G1 (F)	G2 (M)	NW	SW1	SW2	L1	L2	Weight
35.001	G1/4" F	G1/4" M	6	22	19	37	11	290 g
35.003	G1/4" F	G3/8" M	6	22	19	38	12	300 g
35.025	G1/4" F	1/8" NPTM	6	22	10	30	8	280 g
35.101	G3/8" F	G1/4" M	6	22	19	37	11	310 g
35.103	G3/8" F	G3/8" M	6	22	19	38	12	290 g
35.125	G3/8" F	1/8" NPTM	6	22	10	30	8	270 g
35.603	G3/8" F	G3/8" M	9	22	19	38	12	320 g

Part No.	G1 (F)	G2 (F)	NW	SW1	SW2	L1	Weight
35.002	G1/4" F	G1/4" F	6	22	19	40	310 g
35.004	G1/4" F	G3/8" F	6	22	22	41	310 g
35.102	G3/8" F	G1/4" F	6	22	19	40	310 g
35.104	G3/8" F	G3/8" F	6	22	22	41	310 g

Part No.	G1 (QV)	G2 (M)	NW	SW1	SW2	L1	L2	L3	Weight
35.201	M21x1.5 M	G1/4" M	6	19	19	37	11	12	300 g
35.203	M21x1.5 M	G3/8" M	6	19	19	38	12	12	310 g
35.251	M22x1.5 M	G1/4" M	6	20	19	37	11	12	340 g
35.253	M22x1.5 M	G3/8" M	6	20	19	38	12	12	350 g

DGF 90°

Part No.	G1 (F)	G2 (M)	NW	SW1	SW2	L1	L2	Weight
35.301	G1/4" F	G1/4" M	6	22	19	37	11	350 g
35.303	G1/4" F	G3/8" M	6	22	19	38	12	360 g

Part No.	G1 (F)	G2 (M)	NW	SW1	SW2	L1	L2	Weight
35.401	G3/8" F	G1/4" M	6	22	19	37	11	410 g
35.403	G3/8" F	G3/8" M	6	22	19	38	12	410 g

Part No.	G1 (QV)	G2 (M)	NW	SW1	SW2	L1	L2	L3	Weight
35.503	M21x1.5 M	G3/8" M	6	22	19	38	12	12	410 g
35.553	M22x1.5 M	G3/8" M	6	22	19	38	12	12	410 g


Legend

M... = metric thrust, ..M = male, F = female, G = gas pipe thrust, R = gas pipe thrust conical, QV = quick connects
SV = profile ring fitting, D = diameter, L = length, NW = nominal width, SW = wrench size

Additional Seal Options available

EPDM (E) or FKM/Viton (V). Please indicate letter of seal material after part number.
Minimum orders apply.

- ✓ High speed, triple bearing systems
- ✓ Seal failure warning, through weep holes
- ✓ Stainless steel
- ✓ Maintenance free

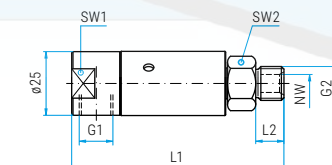
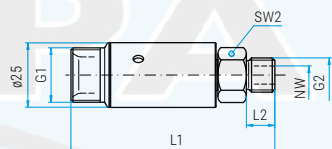
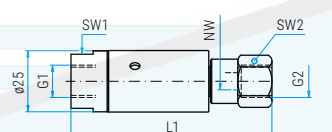
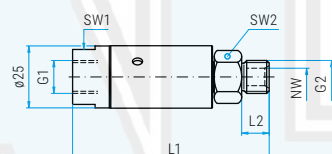
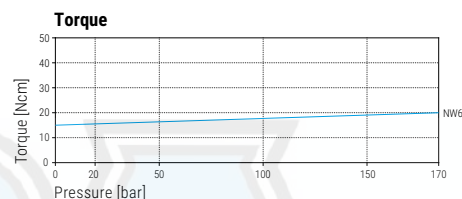
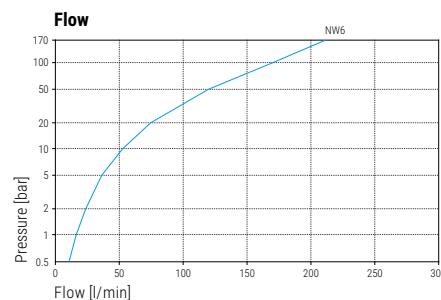


Application

High pressure cleaning technology, parts washers, tire cleaners, high rpm

TECHNICAL DATA

Pressure	170 bar (17 MPa)
Temperature	5°C - 120°C
RPM	max. 2'000 rpm
Body	DXL: brass, nickel plated DXLI: stainless steel
Inner part	stainless steel
Seal	ceramic
Bearing	2x radial ball bearings 1x thrust ball bearing
Throughput medium	pH 3 - 12 10 µm filtered 20 bar compressed air



Part No.	Part No.	G1 (F)	G2 (M)	NW	SW1	SW2	L1	L2	Weight
36.001	36.011	G1/4" F	G1/4" M	6	22	19	79	11	190 g
36.003	36.013	G1/4" F	G3/8" M	6	22	19	80	12	200 g
36.025	---	G1/4" F	1/8" NPTM	6	22	10	72	8	170 g
36.101	36.111	G3/8" F	G1/4" M	6	22	19	79	11	180 g
36.103	36.113	G3/8" F	G3/8" M	6	22	19	80	12	190 g
36.125	---	G3/8" F	1/8" NPTM	6	22	10	72	8	160 g

Part No.	Part No.	G1 (F)	G2 (F)	NW	SW1	SW2	L1	Weight
36.002	36.012	G1/4" F	G1/4" F	6	22	19	82	210 g
36.004	36.014	G1/4" F	G3/8" F	6	22	22	83	220 g
36.102	36.112	G3/8" F	G1/4" F	6	22	19	82	190 g
36.104	36.114	G3/8" F	G3/8" F	6	22	22	83	210 g

Part No.	G1 (QV)	G2 (M)	NW	SW2	L1	L2	Weight
36.201	M21x1.5 M	G1/4" M	6	19	79	11	190 g
36.203	M21x1.5 M	G3/8" M	6	19	80	12	200 g
36.251	M22x1.5 M	G1/4" M	6	19	79	11	180 g
36.253	M22x1.5 M	G3/8" M	6	19	80	12	190 g

DXL 90°

Part No.	G1 (F)	G2 (M)	NW	SW1	SW2	L1	L2	Weight
36.301	G1/4" F	G1/4" M	6	22	19	84	11	200 g
36.303	G1/4" F	G3/8" M	6	22	19	85	12	200 g

Part No.	G1 (F)	G2 (M)	NW	SW1	SW2	L1	L2	Weight
36.401	G3/8" F	G1/4" M	6	22	19	84	11	250 g
36.403	G3/8" F	G3/8" M	6	22	19	85	12	240 g

Part No.	G1 (QV)	G2 (M)	NW	SW1	SW2	L1	L2	Weight
36.503	M21x1.5 M	G3/8" M	6	22	19	85	12	240 g
36.553	M22x1.5 M	G3/8" M	6	22	19	85	12	250 g

36.901	Seal kit NW 6
--------	---------------

Legend

M... = metric thrust, ..M = male, F = female, G = gas pipe thrust, R = gas pipe thrust conical, QV = quick connects
SV = profile ring fitting, D = diameter, L = length, NW = nominal width, SW = wrench size

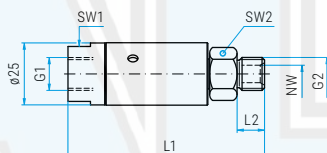

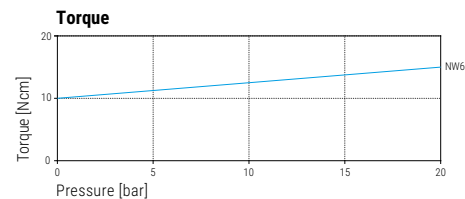
- ✓ For Steam
- ✓ High speed, triple bearing systems
- ✓ Flange for easy installation
- ✓ Seal failure warning through weep holes

Application

Steam cleaner, self rotating applications

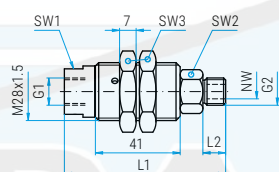
TECHNICAL DATA

Pressure	20 bar (2 MPa)
Temperature	180°C
RPM	max. 1'000 rpm
Body	brass, nickel plated
Inner part	stainless steel
Seal	ceramic
Bearing	2x radial ball bearings 1x thrust ball bearings
Throughput medium	Steam pH 3 - 12



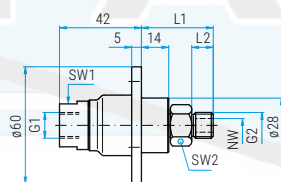
DXLS

Part No.	G1 (F)	G2 (M)	NW	SW1	SW2	L1	L2	Weight
36.043	G1/4" F	G3/8" M	6	22	19	80	12	200 g
36.045	G1/4" F	1/8" NPTM	6	22	10	72	8	170 g
36.143	G3/8" F	G3/8" M	6	22	19	80	12	210 g
36.145	G3/8" F	1/8" NPTM	6	22	10	72	8	160 g



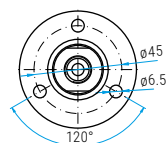
DXGS

Part No.	G1 (F)	G2 (M)	NW	SW1	SW2	SW3	L1	L2	Weight
37.043	G1/4" F	G3/8" M	6	22	19	34	80	12	290 g
37.045	G1/4" F	1/8" NPTM	6	22	10	34	72	8	260 g
37.143	G3/8" F	G3/8" M	6	22	19	34	80	12	220 g
37.145	G3/8" F	1/8" NPTM	6	22	10	34	72	8	250 g



DXFS

Part No.	G1 (F)	G2 (M)	NW	SW1	SW2	L1	L2	Weight
38.043	G1/4" F	G3/8" M	6	22	19	38	12	330 g
38.045	G1/4" F	1/8" NPTM	6	22	10	30	8	310 g
38.143	G3/8" F	G3/8" M	6	22	19	38	12	350 g
38.145	G3/8" F	1/8" NPTM	6	22	10	30	8	300g




36.913 NW 6 Seal kit

Legend

M... = metric thrust, ..M = male, F = female, G = gas pipe thrust, R = gas pipe thrust conical, QV = quick connects
SV = profile ring fitting, D = diameter, L = length, NW = nominal width, SW = wrench size

- ✓ High speed, triple bearing systems
- ✓ Bulkhead fitting for mounting
- ✓ Corrosion resistant
- ✓ Highest quality and precision
- ✓ Maintenance free

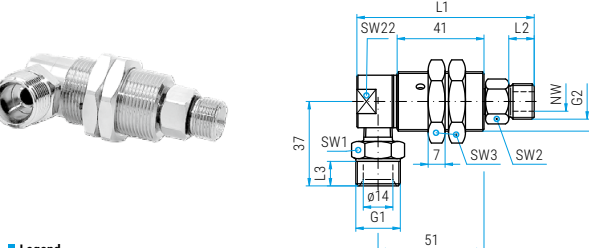
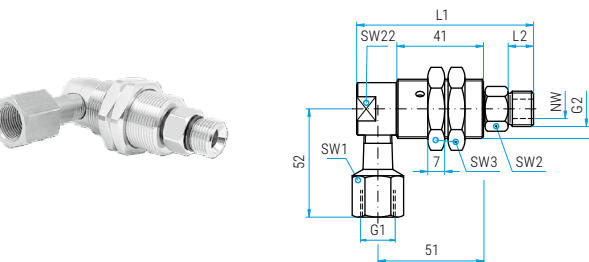
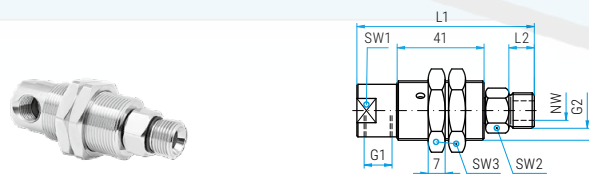
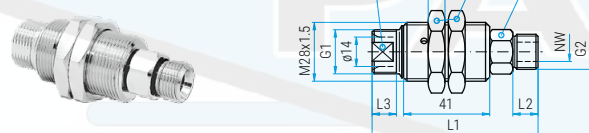
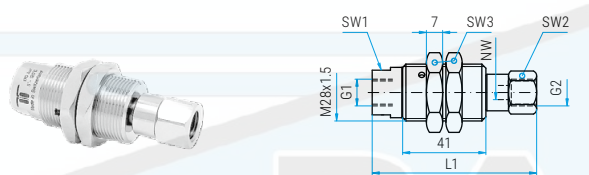
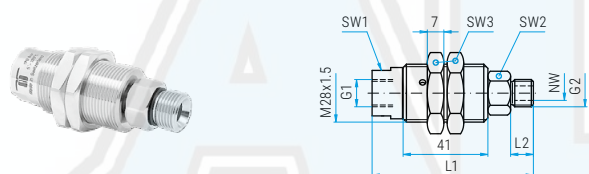
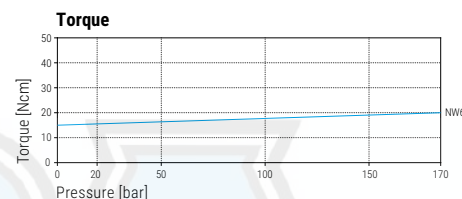
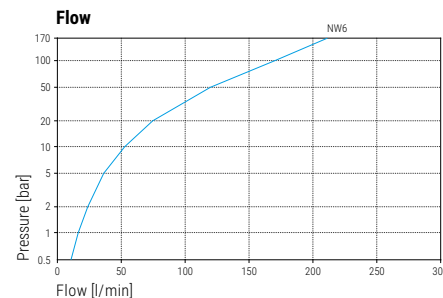


Application

Surface cleaners, parts washers, tire cleaners, high rpm, self rotating applications

TECHNICAL DATA

Pressure	170 bar (17 MPa)
Temperature	5°C - 120°C
RPM	max. 2'000 rpm
Body	DXG: brass, nickel plated DXGI: stainless steel
Inner part	stainless steel
Seal	ceramic
Bearing	2x radial ball bearings 1x thrust ball bearing
Throughput medium	pH 3 - 12 10 µm filtered 20 bar compressed air



DXG DXGI

Part No.	Part No.	G1 (F)	G2 (M)	NW	SW1	SW2	SW3	L1	L2	Weight
37.001	37.011	G1/4" F	G1/4" M	6	22	19	34*	79	11	280 g
37.003	37.013	G1/4" F	G3/8" M	6	22	19	34*	80	12	290 g
37.025	---	G1/4" F	1/8" NPTM	6	22	10	34	72	8	260 g
37.101	37.111	G3/8" F	G1/4" M	6	22	19	34*	79	11	270 g
37.103	37.113	G3/8" F	G3/8" M	6	22	19	34*	80	12	280 g
37.125	---	G3/8" F	1/8" NPTM	6	22	10	34	72	8	250 g

Part No.	Part No.	G1 (F)	G2 (F)	NW	SW1	SW2	SW3	L1	Weight
37.002	37.012	G1/4" F	G1/4" F	6	22	19	34*	82	220 g
37.004	37.014	G1/4" F	G3/8" F	6	22	22	34*	83	220 g
37.102	37.112	G3/8" F	G1/4" F	6	22	19	34*	82	210 g
37.104	37.114	G3/8" F	G3/8" F	6	22	22	34*	83	210 g

* at DXGI: 36mm

Part No.	G1 (QV)	G2 (M)	NW	SW1	SW2	SW3	L1	L2	L3	Weight
37.201	M21x1.5 M	G1/4" M	6	19	19	34	79	11	12	240 g
37.203	M21x1.5 M	G3/8" M	6	19	19	34	80	12	12	270 g
37.251	M22x1.5 M	G1/4" M	6	20	19	34	79	11	12	230 g
37.253	M22x1.5 M	G3/8" M	6	20	19	34	80	12	12	260 g

DXG 90° DXGI 90°

Part No.	Part No.	G1 (F)	G2 (M)	NW	SW1	SW2	SW3	L1	L2	Weight
37.301	37.311	G1/4" F	G1/4" M	6	22	19	34*	84	11	270 g
37.303	37.313	G1/4" F	G3/8" M	6	22	19	34*	85	12	280 g

* at DXGI: 36mm

Part No.	G1 (F)	G2 (M)	NW	SW1	SW2	SW3	L1	L2	Weight
37.401	G3/8" F	G1/4" M	6	22	19	34	84	11	370 g
37.403	G3/8" F	G3/8" M	6	22	19	34	85	12	380 g


Part No.	G1 (QV)	G2 (M)	NW	SW1	SW2	SW3	L1	L2	L3	Weight
37.503	M21x1.5 M	G3/8" M	6	22	19	34	85	12	14	320 g
37.553	M22x1.5 M	G3/8" M	6	22	19	34	85	12	14	330 g

36.901	Seal kit NW 6
---------------	---------------

Legend

M... = metric thrust, ..M = male, F = female, G = gas pipe thrust, R = gas pipe thrust conical, QV = quick connects
SV = profile ring fitting, D = diameter, L = length, NW = nominal width, SW = wrench size

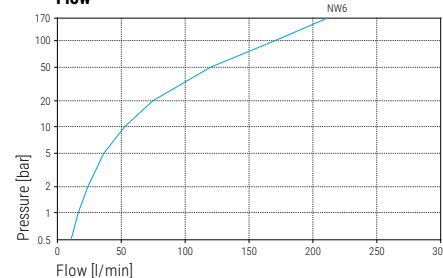
- ✓ Flange for easy installation
- ✓ Seal failure warning, through weep holes
- ✓ Maintenance free
- ✓ Ceramic seals



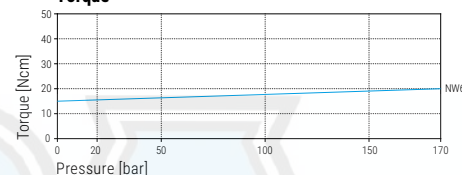
TECHNICAL DATA

Pressure	170 bar (17 MPa)
Temperature	5°C - 120°C
RPM	max. 2'000 rpm
Body	DXF: brass, nickel plated DXFI: stainless steel
Inner part	stainless steel
Seal	ceramic
Bearing	2x radial ball bearings 1x thrust ball bearing
Throughput medium	pH 3 - 12 10 µm filtered 20 bar compressed air

Flow



Torque



DXF

DXFI

Part No.	Part No.	G1 (F)	G2 (M)	NW	SW1	SW2	L1	L2	Weight
38.001	38.011	G1/4" F	G1/4" M	6	22	19	37	11	320 g
38.003	38.013	G1/4" F	G3/8" M	6	22	19	38	12	330 g
38.025	---	G1/4" F	1/8" NPTM	6	22	10	30	8	310 g
38.101	38.111	G3/8" F	G1/4" M	6	22	19	37	11	350 g
38.103	38.113	G3/8" F	G3/8" M	6	22	19	38	12	360 g
38.125	---	G3/8" F	1/8" NPTM	6	22	10	30	8	300 g

Part No.	Part No.	G1 (F)	G2 (F)	NW	SW1	SW2	L1	Weight
38.002	38.012	G1/4" F	G1/4" F	6	22	19	39	340 g
38.004	38.014	G1/4" F	G3/8" F	6	22	22	41	350 g
38.102	38.112	G3/8" F	G1/4" F	6	22	19	39	320 g
38.104	38.114	G3/8" F	G3/8" F	6	22	22	41	340 g

Part No.	G1 (QV)	G2 (M)	NW	SW1	SW2	L1	L2	L3	Weight
38.201	M21x1.5 M	G1/4" M	6	19	19	37	11	12	330 g
38.203	M21x1.5 M	G3/8" M	6	19	19	38	12	12	340 g
38.251	M22x1.5 M	G1/4" M	6	20	19	37	11	12	340 g
38.253	M22x1.5 M	G3/8" M	6	20	19	38	12	12	350 g

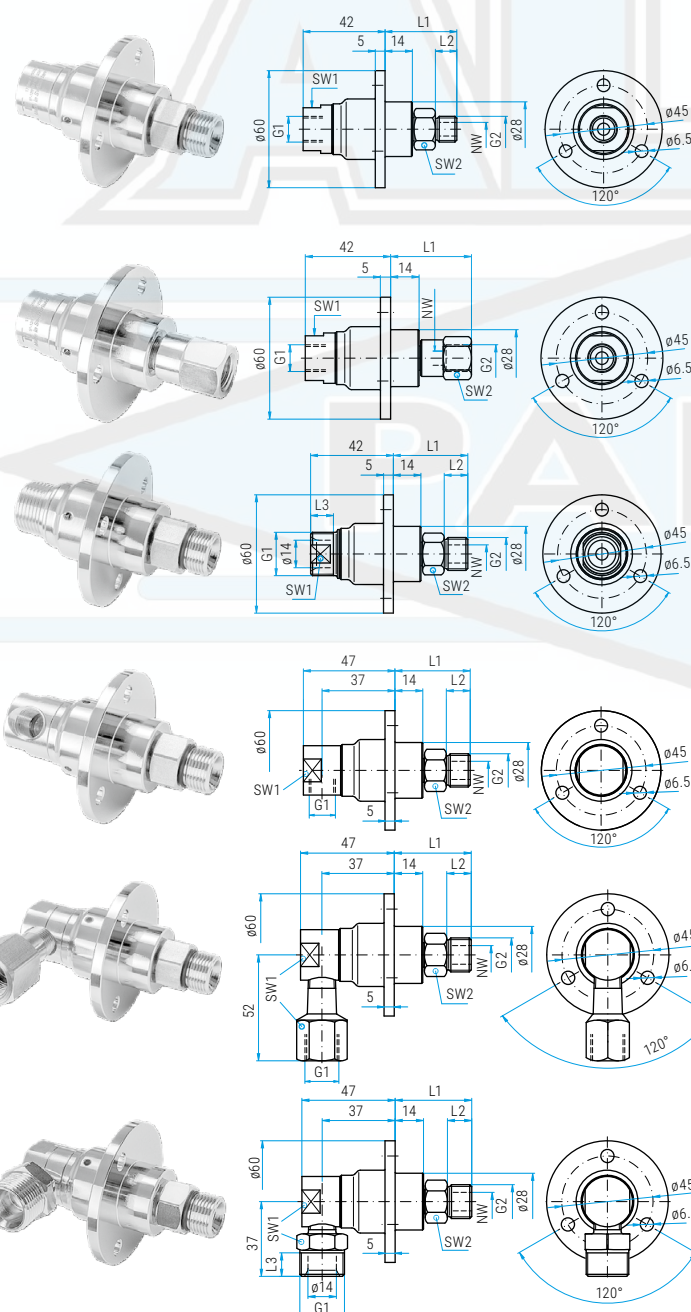
DXF 90° DXFI 90°

Part No.	Part No.	G1 (F)	G2	NW	SW1	SW2	L1	L2	Weight
38.301	38.311	G1/4" F	G1/4" M	6	22	19	37	11	330 g
38.303	38.313	G1/4" F	G3/8" M	6	22	19	38	12	340 g
38.302	38.312	G1/4" F	G1/4" F	6	22	19	40	-	340 g
38.304	38.314	G1/4" F	G3/8" F	6	22	19	41	-	350 g

Part No.	G1 (F)	G2 (M)	NW	SW1	SW2	L1	L2	Weight
38.401	G3/8" F	G1/4" M	6	22	19	37	11	430 g
38.403	G3/8" F	G3/8" M	6	22	19	38	12	440 g

Part No.	G1 (QV)	G2 (M)	NW	SW1	SW2	L1	L2	L3	Weight
38.503	M21x1.5 M	G3/8" M	6	22	19	38	12	12	430 g
38.553	M22x1.5 M	G3/8" M	6	22	19	38	12	12	430 g


36.901	Seal kit NW 6
---------------	---------------



Legend

M... = metric thrust, ..M = male, F = female, G = gas pipe thrust, R = gas pipe thrust conical, QV = quick connects
SV = profile ring fitting, D = diameter, L = length, NW = nominal width, SW = wrench size

- ✓ Quadruple bearing system
- ✓ Highest quality and precision
- ✓ Very low torque
- ✓ Maintenance free
- ✓ Side connection for weep capture
- ✓ Complete stainless steel construction

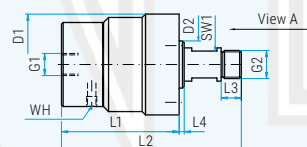

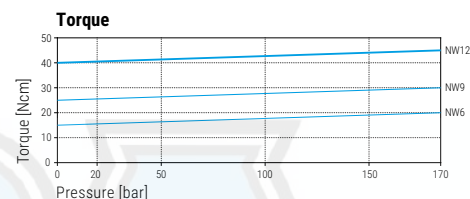
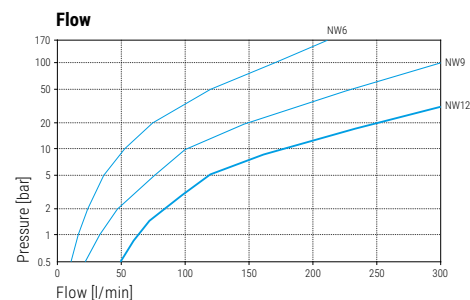


Application

High rpm, high pressure, self rotating applications, parts washers, tire cleaners, HP cleaning technology

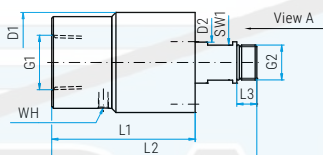

TECHNICAL DATA

Pressure	170 bar (17 MPa)
Temperature	120°C
RPM	max. 2'000 rpm
Body	stainless steel
Inner part	stainless steel
Seal	ceramic
Bearing	2x radial ball bearings 2x thrust ball bearings
Throughput medium	pH 3 - 12 10 µm filtered 20 bar compressed air



DXTI

Part No.	G1 (F)	G2 (M)	NW	SW1	L1	L2	L3	D1	D2	TK	Weight
39.003	G1/4" F	G3/8" M	6	16	70	107	12	60	28	45	1230 g
39.103	G3/8" F	G3/8" M	6	16	72	109	12	60	28	45	1280 g
39.603	G3/8" F	G3/8" M	9	16	72	109	12	60	28	45	1280 g

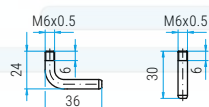


DXTI

Part No.	G1 (F)	G2 (M)	NW	SW1	L1	L2	L3	D1	D2	TK	Weight
39.805	G1/2" F	G1/2" M	12	21	86	123	12	60	25	50	1670 g
39.906	G3/4" F	G1/2" M	12	21	86	123	12	60	25	50	1640 g
39.908	G1" F	G1/2" M	12	21	86	123	12	60	25	50	1580 g

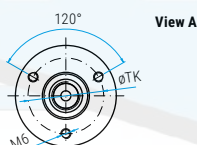
WH (weep hole)

Optional: Pipes for weep hole



Part No. 902.745

Part No. 902.765




36.901	Seal kit NW 6
36.914	Seal kit NW 9
36.915	Seal kit NW 12

Legend

M... = metric thrust, ..M = male, F = female, G = gas pipe thrust, R = gas pipe thrust conical, QV = quick connects
SV = profile ring fitting, D = diameter, L = length, NW = nominal width, SW = wrench size

- ✓ Triple bearing system
- ✓ Seal failure warning, through weep holes
- ✓ Stainless steel
- ✓ Maintenance free
- ✓ Carbide seals

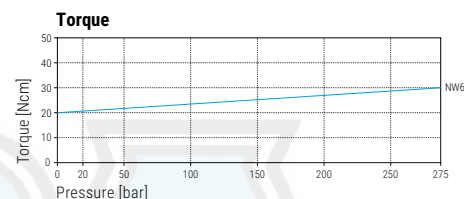
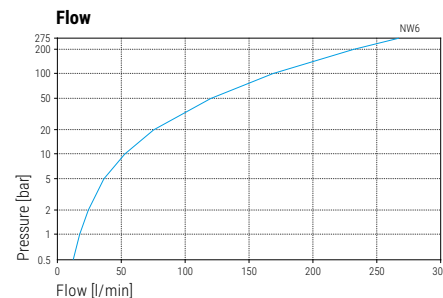


Application

High pressure cleaning technology, parts washers, tire cleaners, high speed

TECHNICAL DATA

Pressure	275 bar (27.5 MPa)
Temperature	120°C
RPM	max. 2'000 rpm
Body	DYL: brass, nickel plated DYL: stainless steel
Inner part	stainless steel
Seal	carbide
Bearing	2x radial ball bearings 1x thrust ball bearing
Throughput medium	pH 3 - 12 10 µm filtered 20 bar compressed air



Part No.	Part No.	G1 (F)	G2 (M)	NW	SW1	SW2	L1	L2	Weight
56.001	56.011	G1/4" F	G1/4" M	6	22	19	79	11	210 g
56.003	56.013	G1/4" F	G3/8" M	6	22	19	80	12	210 g
56.025	---	G1/4" F	1/8" NPTM	6	22	10	72	8	170 g
56.101	56.111	G3/8" F	G1/4" M	6	22	19	79	11	210 g
56.103	56.113	G3/8" F	G3/8" M	6	22	19	80	12	210 g
56.125	---	G3/8" F	1/8" NPTM	6	22	10	72	8	160 g

Part No.	Part No.	G1 (F)	G2 (F)	NW	SW1	SW2	L1	Weight
56.002	56.012	G1/4" F	G1/4" F	6	22	19	82	230 g
56.004	56.014	G1/4" F	G3/8" F	6	22	22	83	230 g
56.102	56.112	G3/8" F	G1/4" F	6	22	19	82	230 g
56.104	56.114	G3/8" F	G3/8" F	6	22	22	83	230 g

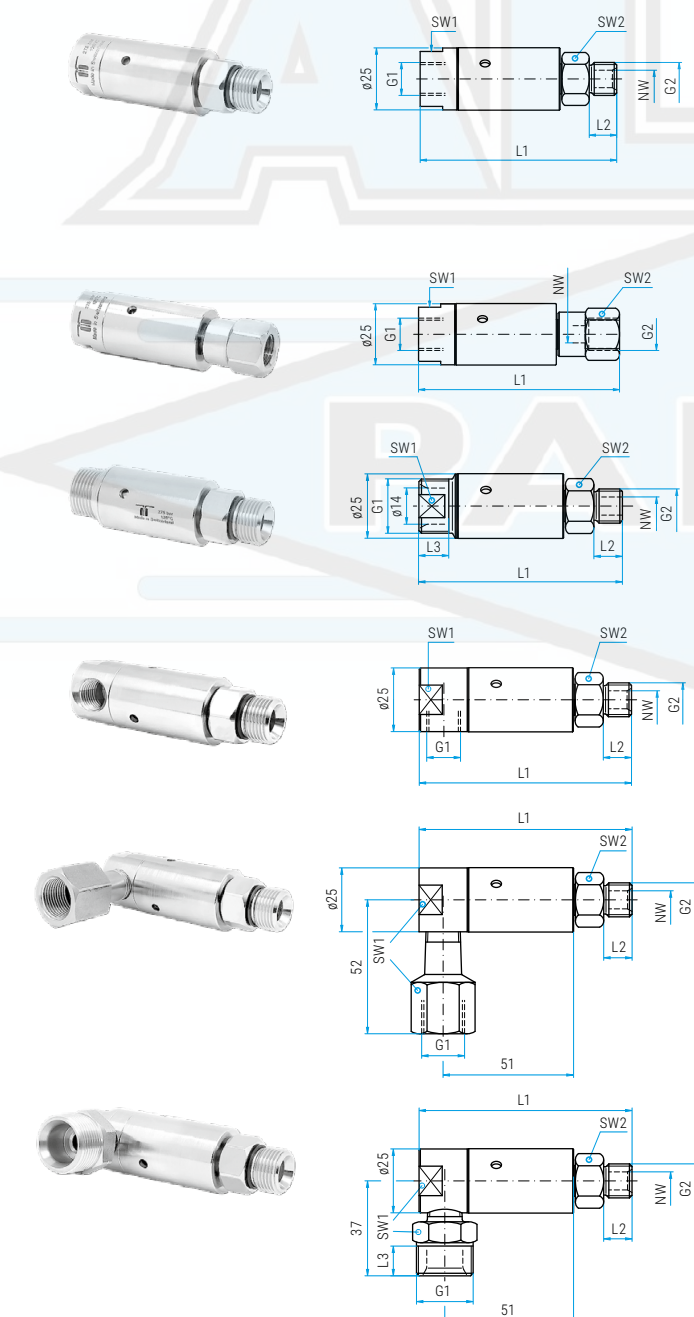
Part No.	G1 (QV)	G2 (M)	NW	SW1	SW2	L1	L2	L3	Weight
56.201	M21x1.5 M	G1/4" M	6	19	19	79	11	10	210 g
56.203	M21x1.5 M	G3/8" M	6	19	19	80	12	10	210 g
56.251	M22x1.5 M	G1/4" M	6	19	19	79	11	10	210 g
56.253	M22x1.5 M	G3/8" M	6	19	19	80	12	10	210 g

Part No.	Part No.	G1 (F)	G2 (M)	NW	SW1	SW2	L1	L2	Weight
56.301	56.311	G1/4" F	G1/4" M	6	22	19	84	11	210 g
56.303	56.313	G1/4" F	G3/8" M	6	22	19	85	12	210 g

Part No.	G1 (F)	G2 (M)	NW	SW1	SW2	L1	L2	Weight
56.401	G3/8" F	G1/4" M	6	22	19	84	11	290 g
56.403	G3/8" F	G3/8" M	6	22	19	85	12	300 g

Part No.	G1 (QV)	G2 (M)	NW	SW1	SW2	L1	L2	L3	Weight
56.503	M21x1.5 M	G3/8" M	6	22	19	85	12	12	290 g
56.553	M22x1.5 M	G3/8" M	6	22	19	85	12	12	300 g

36.905	Seal kit NW 6
36.906	Seal kit + adhesive



Legend

M... = metric thrust, ..M = male, F = female, G = gas pipe thrust, R = gas pipe thrust conical, QV = quick connects
SV = profile ring fitting, D = diameter, L = length, NW = nominal width, SW = wrench size

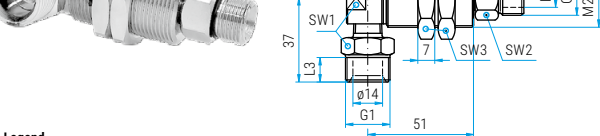
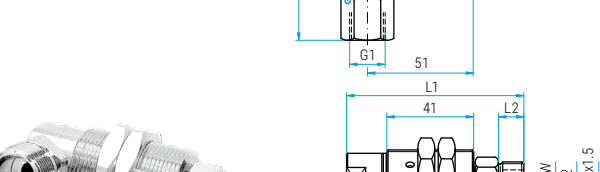
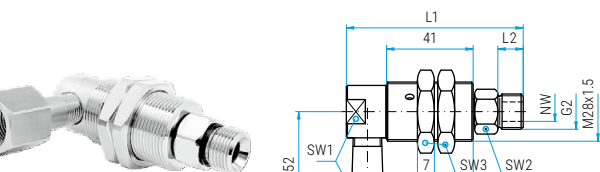
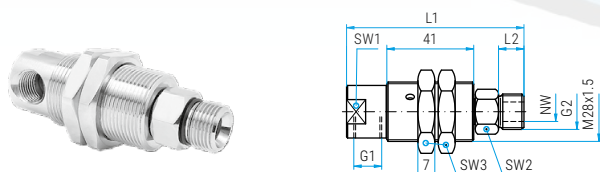
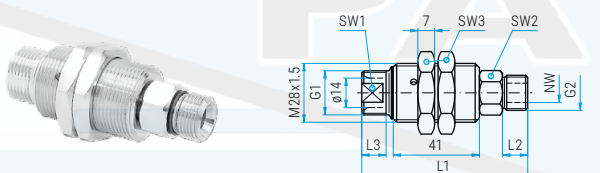
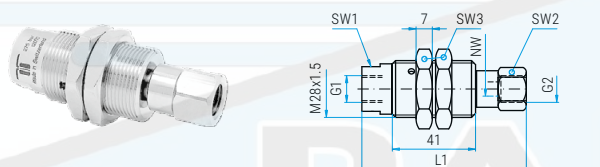
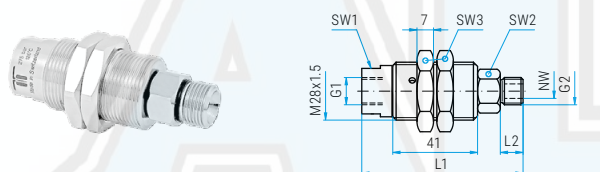

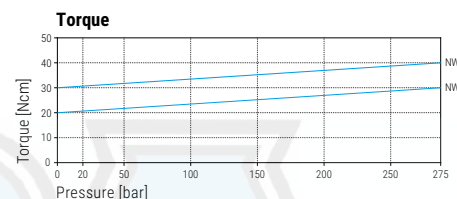
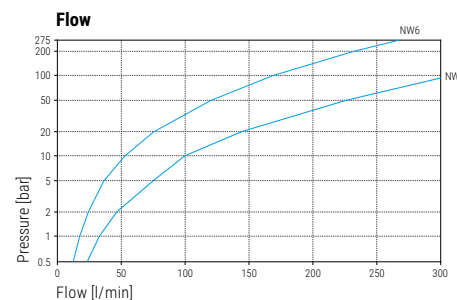
- ✓ Bulkhead fitting for mounting
- ✓ Corrosion resistant
- ✓ Highest quality and precision
- ✓ Maintenance free
- ✓ Carbide seals

Application

Surface cleaners, parts washers, tire cleaners, high pressure, self rotating applications

TECHNICAL DATA

Pressure	275 bar (27.5 MPa)
Temperature	120°C
RPM	max. 2'000 rpm
Body	DYG: brass, nickel plated DYG: stainless steel
Inner part	stainless steel
Seal	carbide
Bearing	2x radial ball bearings 1x thrust ball bearing
Throughput medium	pH 3 - 12 10 µm filtered 20 bar compressed air



DYG	DYGI	G1 (F)	G2 (M)	NW	SW1	SW2	SW3	L1	L2	Weight
57.001	57.011	G1/4" F	G1/4" M	6	22	19	34*	79	11	290 g
57.003	57.013	G1/4" F	G3/8" M	6	22	19	34*	80	12	300 g
57.025	---	G1/4" F	1/8" NPTM	6	22	10	34	72	8	260 g
57.101	57.111	G3/8" F	G1/4" M	6	22	19	34*	79	11	280 g
57.103	57.113	G3/8" F	G3/8" M	6	22	19	34*	80	12	290 g
57.125	---	G3/8" F	1/8" NPTM	6	22	10	34	72	8	250 g
57.603	57.613	G3/8" F	G3/8" M	9	22	19	34*	80	12	290 g

Part No.	Part No.	G1 (F)	G2 (F)	NW	SW1	SW2	SW3	L1	Weight
57.002	57.012	G1/4" F	G1/4" F	6	22	19	34*	82	230 g
57.004	57.014	G1/4" F	G3/8" F	6	22	22	34*	83	240 g
57.102	57.112	G3/8" F	G1/4" F	6	22	19	34*	82	220 g
57.104	57.114	G3/8" F	G3/8" F	6	22	22	34*	83	230 g
57.604	57.614	G3/8" F	G3/8" F	9	22	22	34*	83	230 g

* at DYGI: 36 mm

Part No.	G1 (QV)	G2 (M)	NW	SW1	SW2	SW3	L1	L2	L3	Weight
57.201	M21x1.5 M	G1/4" M	6	19	19	34	79	11	12	270 g
57.203	M21x1.5 M	G3/8" M	6	19	19	34	80	12	12	280 g
57.251	M22x1.5 M	G1/4" M	6	20	19	34	79	11	12	270 g
57.253	M22x1.5 M	G3/8" M	6	20	19	34	80	12	12	280 g

DYG 90°	DYGI 90°	G1 (F)	G2 (M)	NW	SW1	SW2	SW3	L1	L2	Weight
57.301	57.311	G1/4" F	G1/4" M	6	22	19	34*	84	11	300 g
57.303	57.313	G1/4" F	G3/8" M	6	22	19	34*	85	12	310 g

* at DYGI: 36 mm

Part No.	G1 (F)	G2 (M)	NW	SW1	SW2	SW3	L1	L2	Weight
57.401	G3/8" F	G1/4" M	6	22	19	34	84	11	380 g
57.403	G3/8" F	G3/8" M	6	22	19	34	85	12	390 g

Part No.	G1 (QV)	G2 (M)	NW	SW1	SW2	SW3	L1	L2	L3	Weight
57.503	M21x1.5 M	G3/8" M	6	22	19	34	85	12	12	390 g
57.553	M22x1.5 M	G3/8" M	6	22	19	34	85	12	12	400 g

36.905	Seal kit NW 6
36.906	Seal kit + adhesive
36.908	Seal kit NW 9

Legend

M... = metric thrust, ..M = male, F = female, G = gas pipe thrust, R = gas pipe thrust conical, QV = quick connects
SV = profile ring fitting, D = diameter, L = length, NW = nominal width, SW = wrench size


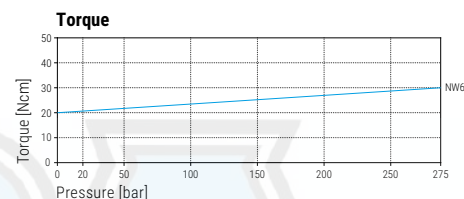
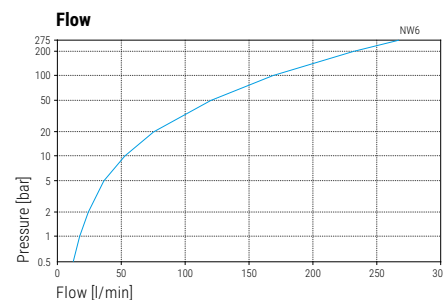
- ✓ Flange for easy installation
- ✓ Seal failure warning, through weep holes
- ✓ Maintenance free
- ✓ Carbide seal system

Application

Surface cleaners, parts washers, tire cleaners, high pressure, self rotating applications

TECHNICAL DATA

Pressure	275 bar (27.5 MPa)
Temperature	120°C
RPM	max. 2'000 rpm
Body	DYF: brass, nickel plated DYFI: stainless steel
Inner part	stainless steel
Seal	carbide
Bearing	2x radial ball bearings 1x thrust ball bearing
Throughput medium	pH 3 - 12 10 µm filtered 20 bar compressed air



DYF

DYFI

Part No.	Part No.	G1 (F)	G2 (M)	NW	SW1	SW2	L1	L2	Weight
58.001	58.011	G1/4" F	G1/4" M	6	22	19	37	11	340 g
58.003	58.013	G1/4" F	G3/8" M	6	22	19	38	12	390 g
58.025	---	G1/4" F	1/8" NPTM	6	22	10	30	8	310 g
58.101	58.111	G3/8" F	G1/4" M	6	22	19	37	11	330 g
58.103	58.113	G3/8" F	G3/8" M	6	22	19	38	12	380 g
58.125	---	G3/8" F	1/8" NPTM	6	22	10	30	8	300 g

Part No.	Part No.	G1 (F)	G2 (F)	NW	SW1	SW2	L1	Weight
58.002	58.012	G1/4" F	G1/4" F	6	22	19	39	280 g
58.004	58.014	G1/4" F	G3/8" F	6	22	22	41	290 g
58.102	58.112	G3/8" F	G1/4" F	6	22	19	39	270 g
58.104	58.114	G3/8" F	G3/8" F	6	22	22	41	280 g

Part No.	G1 (QV)	G2 (M)	NW	SW1	SW2	L1	L2	L3	Weight
58.201	M21x1.5 M	G1/4" M	6	19	19	37	11	12	320 g
58.203	M21x1.5 M	G3/8" M	6	19	19	38	12	12	330 g
58.251	M22x1.5 M	G1/4" M	6	20	19	37	11	12	320 g
58.253	M22x1.5 M	G3/8" M	6	20	19	38	12	12	330 g

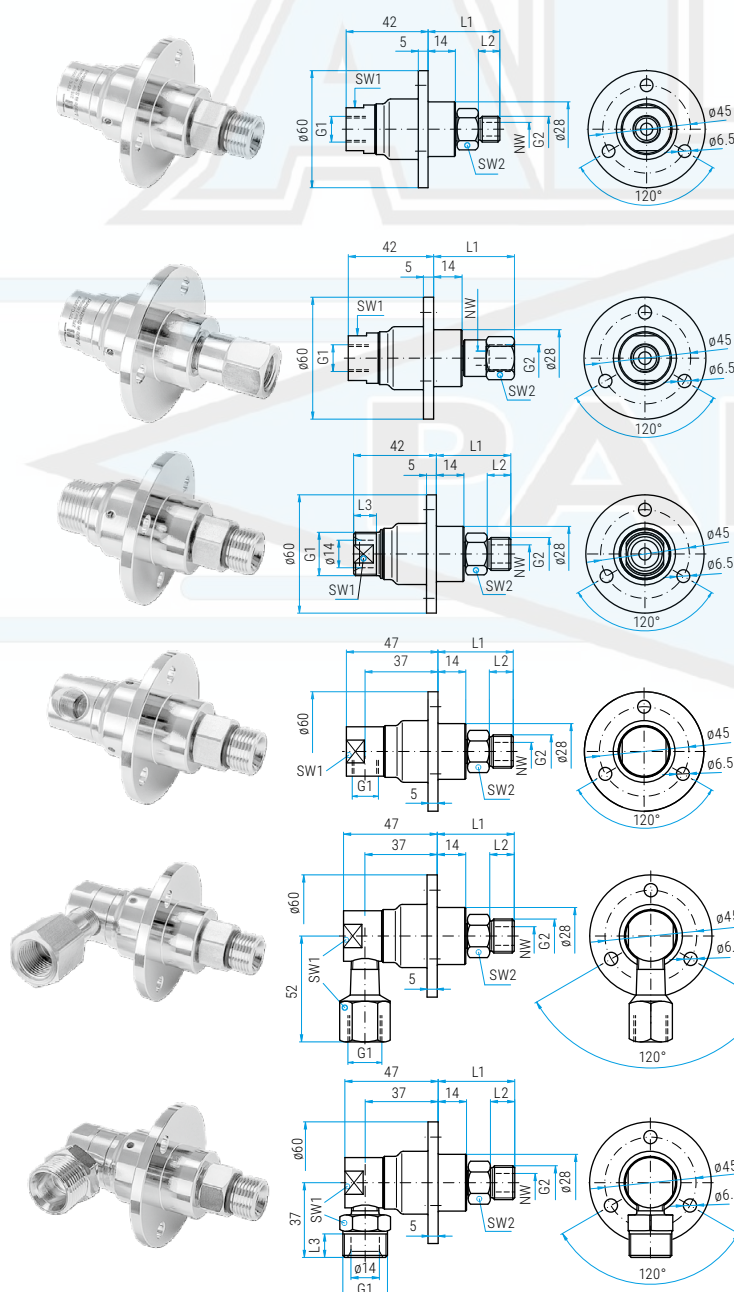
DYF 90°

Part No.	G1 (F)	G2 (M)	NW	SW1	SW2	L1	L2	Weight
58.301	G1/4" F	G1/4" M	6	22	19	37	11	350 g
58.303	G1/4" F	G3/8" M	6	22	19	38	12	400 g

Part No.	G1 (F)	G2 (M)	NW	SW1	SW2	L1	L2	Weight
58.401	G3/8" F	G1/4" M	6	22	19	37	11	450 g
58.403	G3/8" F	G3/8" M	6	22	19	38	12	500 g

Part No.	G1 (QV)	G2 (M)	NW	SW1	SW2	L1	L2	L3	Weight
58.503	M21x1.5 M	G3/8" M	6	22	19	38	12	12	450 g
58.553	M22x1.5 M	G3/8" M	6	22	19	38	12	12	450 g

36.905	Seal kit NW 6
36.906	Seal kit + adhesive



Legend

M... = metric thrust, ..M = male, F = female, G = gas pipe thrust, R = gas pipe thrust conical, QV = quick connects
SV = profile ring fitting, D = diameter, L = length, NW = nominal width, SW = wrench size

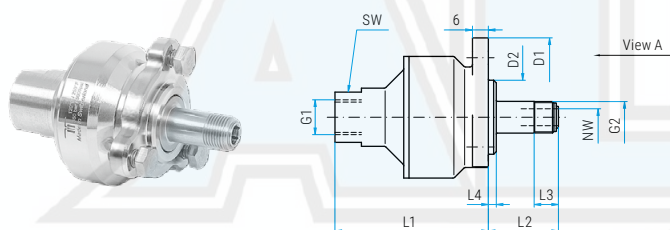

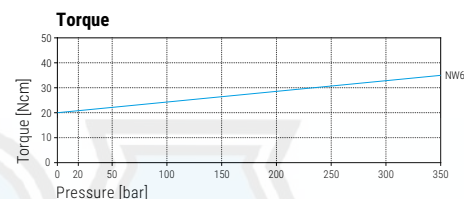
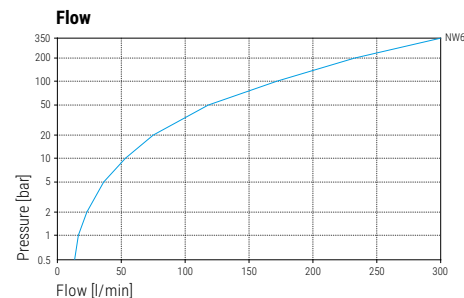
- ✓ Easy rotation under maximum pressure
- ✓ Flange for easy installation
- ✓ Sealed stainless steel bearings
- ✓ Maintenance free

Application

High rpm, high pressure, self rotating applications, wall cleaners, parts washers

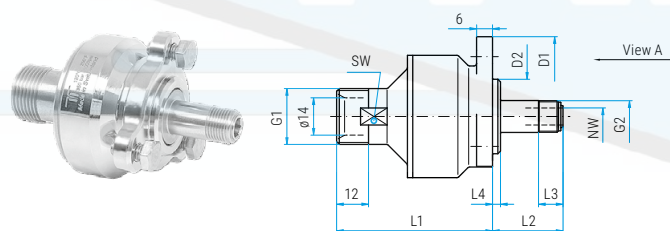
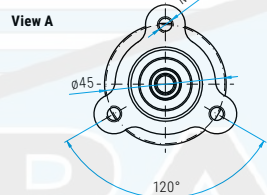
TECHNICAL DATA

Pressure	350 bar (35 MPa)
Temperature	120°C
RPM	max. 2'000 rpm
Body	brass, nickel plated stainless steel
Inner part	stainless steel
Seal	carbide
Bearing	2x radial ball bearings 1x thrust ball bearing
Throughput medium	pH 3 - 12 10 µm filtered 20 bar compressed air



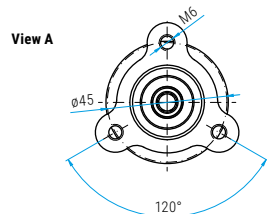
DYW

Part No.	G1 (F)	G2 (M)	NW	SW	L1	L2	L3	L4	D1	D2	Weight
55.020	G1/4" F	M12x1 M	6	22	58	26	9	3	60	28	460 g
55.120	G3/8" F	M12x1 M	6	22	58	26	9	3	60	28	450 g



DYW

Part No.	G1 (QV)	G2 (M)	NW	SW	L1	L2	L3	L4	D1	D2	Weight
55.220	M21x1.5 M	M12x1 M	6	19	58	26	9	3	60	28	440 g
55.270	M22x1.5 M	M12x1 M	6	20	58	26	9	3	60	28	450 g



36.905	Seal kit NW 6
36.906	Seal kit + adhesive

Legend

M... = metric thrust, ..M = male, F = female, G = gas pipe thrust, R = gas pipe thrust conical, QV = quick connects
SV = profile ring fitting, D = diameter, L = length, NW = nominal width, SW = wrench size

- ✓ Complete stainless steel construction
- ✓ Seal failure warning, through weep holes
- ✓ Sealed stainless steel bearings
- ✓ Carbide seal system

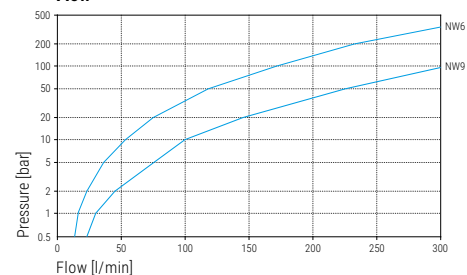
Application

High flow, high pressure, self rotating applications, surface cleaners, parts washers

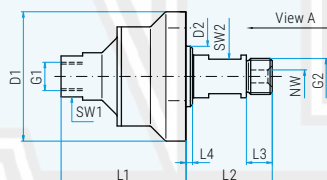


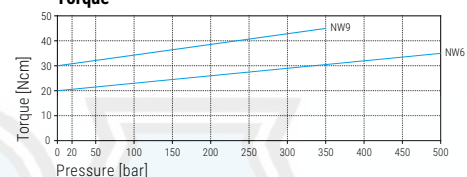
TECHNICAL DATA

Pressure	DYCI: 350 bar (35 MPa) DYDI: 500 bar (50 MPa)
Temperature	120°C
RPM	max. 2'000 rpm
Body	stainless steel
Inner part	stainless steel
Seal	carbide
Bearing	2x radial ball bearings 1x thrust ball bearing
Throughput medium	pH 3 - 12 10 µm filtered 20 bar compressed air

Flow

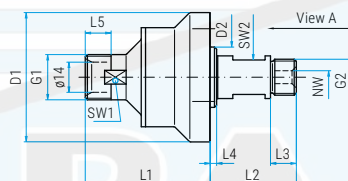



Torque



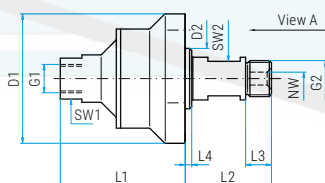

DYCI

Part No.	G1 (F)	G2 (M)	NW	SW1	SW2	L1	L2	L3	L4	D1	D2	Weight
55.003	G1/4" F	G3/8" M	6	19	16	58	37	12	3	60	28	630 g
55.103	G3/8" F	G3/8" M	6	22	16	58	37	12	3	60	28	620 g
55.603	G3/8" F	G3/8" M	9	22	16	60	37	12	3	60	28	640 g



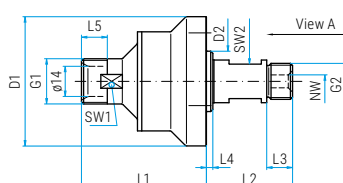
DYCI

Part No.	G1 (QV)	G2 (M)	NW	SW1	SW2	L1	L2	L3	L4	L5	D1	D2	Weight
55.203	M21x1.5 M	G3/8" M	6	19	16	58	37	12	3	12	60	28	620 g
55.253	M22x1.5 M	G3/8" M	6	20	16	58	37	12	3	12	60	28	630 g



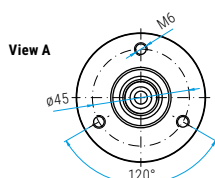
DYDI (500 bar)

Part No.	G1 (F)	G2 (M)	NW	SW1	SW2	L1	L2	L3	L4	D1	D2	Weight
55.113	G3/8" F	G3/8" M	6	22	16	58	37	12	3	60	28	630 g



DYDI (500 bar)

Part No.	G1 (QV)	G2 (M)	NW	SW1	SW2	L1	L2	L3	L4	L5	D1	D2	Weight
55.263	M22x1.5 M	G3/8" M	6	20	16	58	37	12	3	12	60	28	620 g




Legend

M... = metric thrust, ..M = male, F = female, G = gas pipe thrust, R = gas pipe thrust conical, QV = quick connects
SV = profile ring fitting, D = diameter, L = length, NW = nominal width, SW = wrench size

36.905	DYCI Seal kit NW 6
36.906	DYCI Seal kit NW 6 + adhesive
36.908	DYCI Seal kit NW 9
36.909	DYDI Seal kit NW 6 (500 bar)

- ✓ Quadruple bearing system
- ✓ Highest precision and quality
- ✓ Seal failure warning, through weep holes
- ✓ Sealed stainless steel bearings
- ✓ Carbide seals



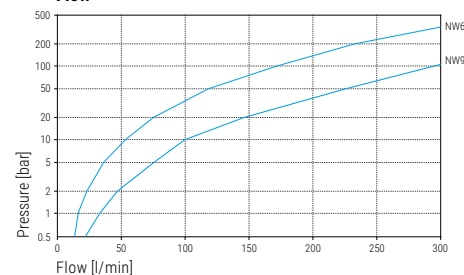
Application

High pressure/rpm, thrust and radial force, self rotating applications, surface cleaners, parts washers

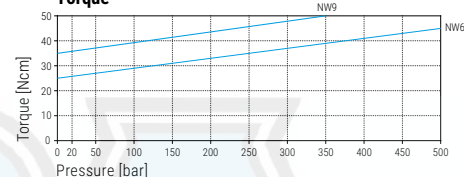
TECHNICAL DATA

Pressure	DYT: 350 bar (35 MPa) DYU: 500 bar (50 MPa)
Temperature	120°C
RPM	max. 2'000 rpm
Body	stainless steel
Inner part	stainless steel
Seal	carbide
Bearing	2x radial ball bearings 2x thrust ball bearings
Throughput medium	pH 3 - 12 10 µm filtered 20 bar compressed air

Flow



Torque



DYT

Part No.	G1 (F)	G2 (M)	NW	SW1	L1	L2	L3	L4	D1	D2	Weight
59.001	G1/4" F	G1/4" M	6	16	70	107	10	3	60	28	1300 g
59.003	G1/4" F	G3/8" M	6	16	70	107	12	3	60	28	1290 g
59.101	G3/8" F	G1/4" M	6	16	72	109	10	3	60	28	1290 g
59.103	G3/8" F	G3/8" M	6	16	72	109	12	3	60	28	1300 g
59.603	G3/8" F	G3/8" M	9	16	72	109	12	3	60	28	1280 g

DYT 90°

Part No.	G1	G2 (M)	NW	SW1	L1	L2	L3	L4	D1	D2	Weight
59.303	G1/4" F	G3/8" M	6	16	72	109	12	3	60	28	1300 g
59.403	G3/8" F	G3/8" M	6	16	73	110	12	3	60	28	1300 g
59.503	M21x1.5 M	G3/8" M	6	16	72	109	12	3	60	28	1350 g
59.553	M22x1.5 M	G3/8" M	6	16	72	109	12	3	60	28	1350 g

DYU (500 bar)

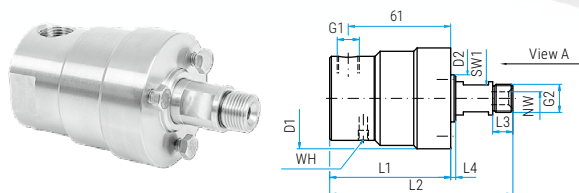
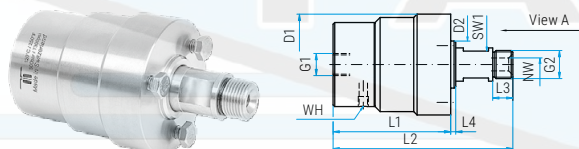
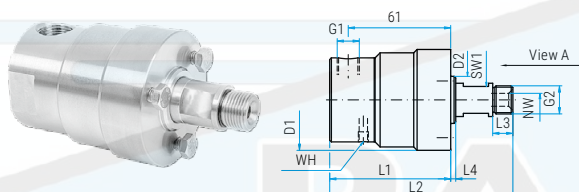
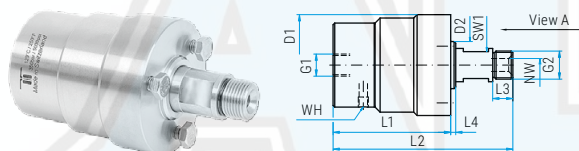
Part No.	G1 (F)	G2 (M)	NW	SW1	L1	L2	L3	L4	D1	D2	Weight
59.113	G3/8" F	G3/8" M	6	16	72	109	12	3	60	28	1300 g

DYU 90° (500 bar)

Part No.	G1 (F)	G2 (M)	NW	SW1	L1	L2	L3	L4	D1	D2	Weight
59.413	G3/8" F	G3/8" M	6	16	73	110	12	3	60	28	1300 g

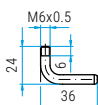
36.905	DYT Seal kit NW 6
36.906	DYT Seal kit NW 6 + adhesive
36.908	DYT Seal kit NW 9
36.909	DYU Seal kit NW 6 (500 bar)

59.911	DYT/DYU Bearing kit NW 6 + 9
--------	------------------------------

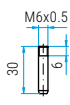


WH (weep hole)

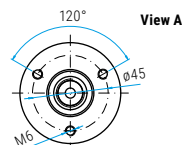
Optional: Pipes for weep hole



Part No. 902.745



Part No. 902.765



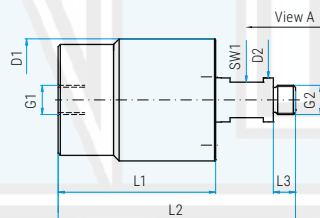


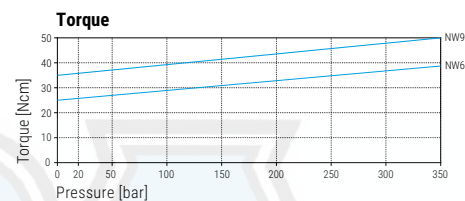
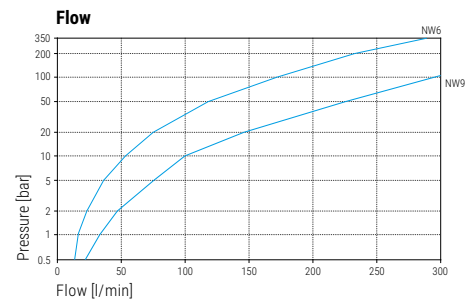
- ✓ Saltwater resistant
- ✓ With check valve
- ✓ Quadruple bearing system
- ✓ Carbide seal system
- ✓ Stainless steel

Application

Underwater application (saltwater/freshwater), high rpm/pressure, thrust and radial forces

TECHNICAL DATA


Pressure	350 bar (35 MPa)
Temperature	120°C
RPM	max. 2'000 rpm
Body	stainless steel
Inner part	stainless steel
Seal	carbide
Bearing	stainless steel 2x radial ball bearings 2x thrust ball bearings
Throughput medium	pH 3 - 12 10 µm filtered 20 bar compressed air



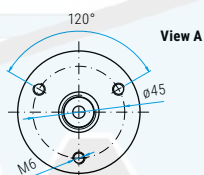
DYKI

Part No.	G1 (F)	G2 (M)	NW	SW1	L1	L2	L3	D1	D2	Weight
54.001	G1/4" F	G1/4" M	6	16	71	107	10	55	20	1150 g
54.103	G3/8" F	G3/8" M	6	16	71	107	12	55	20	1150 g
54.603	G3/8" F	G3/8" M	9	16	73	109	12	55	20	1160 g
54.606	G3/8" F	M18x1.5 L-M	9	16	73	109	12	55	20	1160 g

36.916	Seal kit NW 6
36.917	Seal kit NW 9



Check valve



Legend

M... = metric thrust, ..M = male, F = female, G = gas pipe thrust, R = gas pipe thrust conical, QV = quick connects
SV = profile ring fitting, D = diameter, L = length, NW = nominal width, SW = wrench size

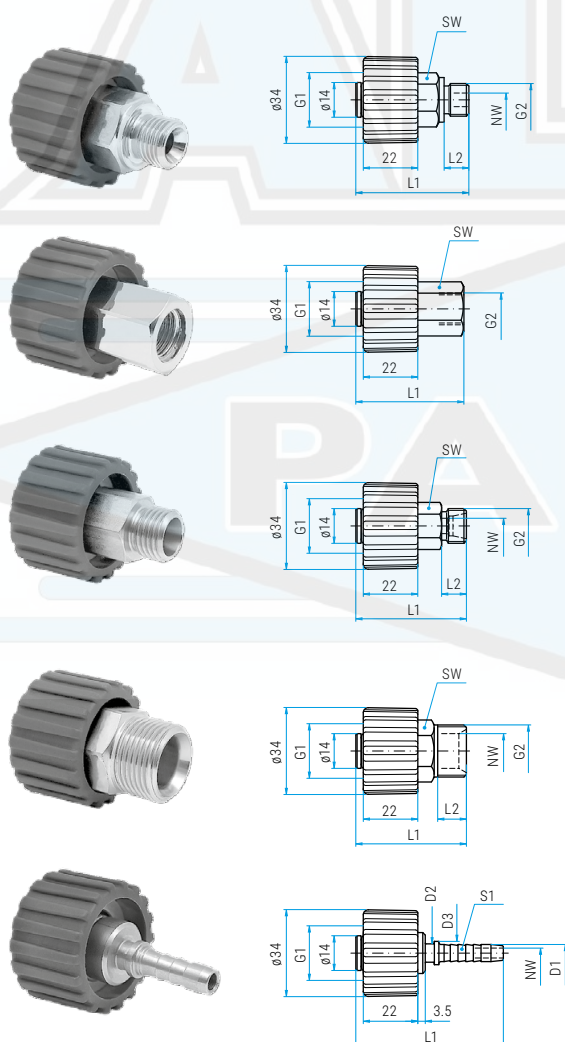
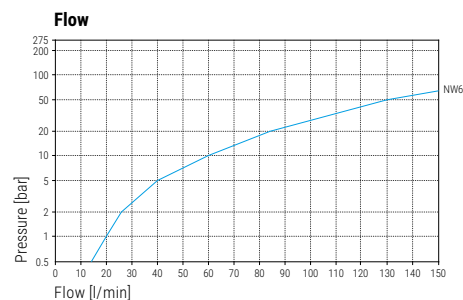
- ✓ Easily installed
- ✓ Light and solid
- ✓ Compact design

Application

High pressure cleaners, high pressure hose reels, quick coupling

TECHNICAL DATA

Pressure	250 bar (25 MPa) also available as 500 bar
Temperature	120°C
RPM	max. 30 rpm
Body	brass, nickel plated plastic
Inner part	stainless steel
Seal	O-ring NBR (optional: EPDM or FKM)
Throughput medium	pH 3 - 12 10 µm filtered 20 bar compressed air



QVS

Part No.	G1 (QV)	G2 (M)	NW	SW	L1	L2	Weight	Color
50.101	M22x1.5 F	G1/4" M	6	19	46	10	90 g	blue
50.103	M22x1.5 F	G3/8" M	6	19	47	11	100 g	blue
50.160*	M22x1.5 F	G1/4" M	6	-	44	11	70 g	black

* 500 bar

Part No.	G1 (QV)	G2 (F)	NW	SW	L1	Weight	Color
50.102	M22x1.5 F	G1/4" F	6	19	44	100 g	blue
50.104	M22x1.5 F	G3/8" F	6	22	45	120 g	blue
50.161*	M22x1.5 F	G1/4" F	6	-	27	50 g	black

* 500 bar

Part No.	G1 (QV)	G2 (SV)	NW	SW	L1	L2	Weight	Color
50.105	M22x1.5 F	M14x1.5 M	6	17	45	10	80 g	blue
50.106	M22x1.5 F	M16x1.5 M	6	17	45	10	90 g	blue
50.107	M22x1.5 F	M18x1.5 M	6	19	43	11	90 g	blue

Part No.	G1 (QV)	G2 (QV)	NW	SW	L1	L2	Weight	Color
50.108	M22x1.5 F	M21x1.5 M	6	22	45	12	110 g	blue
50.109	M22x1.5 F	M22x1.5 M	6	22	45	12	130 g	blue

Part No.	G1 (QV)	S1	NW	L1	D1	D2	D3	Weight	Color
50.131	M22x1.5 F	6 (1/4")	4	58	6.7	7.3	10	70 g	blue
50.132	M22x1.5 F	8 (5/16")	5.8	60	8.4	9	11.5	70 g	blue
50.133	M22x1.5 F	10 (3/8")	7	61	10	10.7	13.5	60 g	blue

Other sizes (e.g. M21x1.5 F) or versions upon request.

Legend


M... = metric thrust, ..M = male, F = female, G = gas pipe thrust, R = gas pipe thrust conical, QV = quick connects
SV = profile ring fitting, D = diameter, L = length, NW = nominal width, SW = wrench size

Additional Seal Options available

EPDM (E) or FKM/Viton (V). Please indicate letter of seal material after part number.
Minimum orders apply.

- ✓ Brass, nickel plated or stainless steel
- ✓ Various thread configurations
- ✓ High precision

Different applications require different fitting types. Precision machined universal fitting to suite your application.



VER (275 bar / brass, nickel plated)

		male						female	
		G1/4" M	G3/8" M	M18x1.5	M21x1.5	M22x1.5	3/8" NPTM	G1/4" F	G3/8" F
male	G1/4" M		52.004			52.221		52.011	
	G3/8" M	52.004	52.029		52.203	52.230		52.013	
	M21x1.5		52.203		52.208	52.209		52.202	52.204
	M22x1.5	52.221	52.230		52.209	52.229		52.222	52.224
female	G1/4" F	52.011	52.013		52.202	52.222		52.012	52.014
	G3/8" F				52.204	52.224		52.014	
Profile ring fittings	M14x1.5 M (08-L)				52.205	52.225			
	M16x1.5 M (10-L)				52.206	52.226			
	M18x1.5 M (12-L)				52.207	52.227			
NPT	1/4" NPTM			903.834	52.251	52.271	52.102	52.061	
	1/4" NPTF				52.252	52.272		52.062	
	3/8" NPTM				52.253	52.273	52.121	52.063	
	3/8" NPTF				52.254	52.274		52.064	

VER (500 bar / stainless steel)

		male								female	
		G1/4" M	R1/4" M	G3/8" M	G1/2" M	M18x1.5	M21x1.5	M22x1.5	3/8" NPTM	G1/4" F	G3/8" F
male	G1/4" M	51.001	51.003	51.004	902.664	51.341	51.277	51.275		51.011	51.005
	G3/8" M	51.004	51.009			51.343	51.279	51.280		51.012	38217
	R1/2" M				904.645						
	M21x1.5	51.277		51.279							
	M22x1.5	51.275	51.913	51.280	904.687						51.224
female	G1/4" F	51.011	51.019	51.012		51.342					
	G3/8" F	51.005	51.021	38217		51.344		51.224			51.022
Profile ring fittings	M14x1.5 M (08-L)	51.301								51.302	
	M16x1.5 M (10-L)	51.321								51.322	
	M18x1.5 M (12-L)	51.341		51.343		51.359			51.353	51.342	51.344
NPT	1/4" NPTM	51.103						51.278		51.061	
	1/4" NPTF										
	3/8" NPTM					51.353					
	3/8" NPTF	51.129	51.129			51.354					

Other versions or sizes upon request.

TECHNICAL DATA

Pressure

275 bar (27.5 MPa)

500 bar (50 MPa)

Body

Brass nickel-plated or stainless steel

Legend


M... = metric thrust, ..M = male, F = female, G = gas pipe thrust, R = gas pipe thrust conical, QV = quick connects, SV = profile ring fitting
D = diameter, L = length, NW = nominal width, SW = wrench size, IN = media input, OUT = media output, RS = basic position

ADAPTOR WITH SIEVE


- ✓ 100% stainless steel (INOX)
- ✓ Different mesh sizes available
- ✓ Easy to dismantle and clean




These adaptors are ideal for washing systems with reclaim. The sieve decreases the amount of debris flowing through the gun and onto the vehicle. It is simple to dismantle and clean.



Mesh count 50



Mesh count 200



Adaptor with sieve


275 bar, stainless steel

Part No.	IN / OUT	Mesh count	SW	Weight
53.001	G3/8"F / G3/8"M	50	22	0.06 kg
53.002	G3/8"F / G3/8"M	200	22	0.06 kg
53.005	G1/2"F / G1/2"M	50	27	0.06 kg
53.006	G1/2"F / G1/2"M	200	27	0.06 kg

HP COUPLINGS

- ✓ Quick to assemble / disassemble
- ✓ 100% stainless steel (INOX)

Mosmatic high quality couplings create a safe and tight connection. They are great for quick assembly and disassembly of guns, lances and hoses.



Quick connect plug

350 bar, stainless steel

Part No.	Thread	D	NW	SW	Weight
70.020	G1/4" F	12	6	17	30 g
70.021	G1/4" M	12	6	17	30 g
70.022	G3/8" F	15	9	22	60 g
70.023	G3/8" M	15	9	22	60 g

Quick connect coupler

350 bar, stainless steel

Part No.	Thread	D	NW	SW	Weight
70.010	G1/4" F	12	6	22	60 g
70.011	G1/4" M	12	6	22	80 g
70.012	G3/8" F	15	9	24	100 g
70.013	G3/8" M	15	9	24	100 g

Ladies & Gentlemen

Thank you very much for your interest in our products. Please fill out this form and email or fax to your Mosmatic contact and we will process your inquiry promptly.

1 CUSTOMER NUMBER

--	--	--	--	--	--	--	--

Please enter your customer number for each inquiry.

☐ New customer / Neukunde

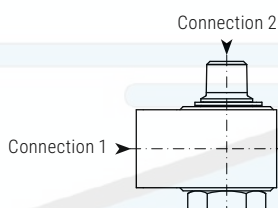
3 STYLE

Rotating Unions are differentiated in terms of Style in axial and angular rotary feedthroughs. Please check the appropriate box.

☐ Inline Version



☐ 90 ° version



4 ATTACHMENT

Please check the appropriate box connection version.

- ☐ Flange connection
☐ Flange thread
☐ Bulkhead fitting
☐ not relevant

Specials

6 SKETCH

2 CONTACT DETAILS

Company

Street and No.

Postal code and City

Phone and Fax (in case of questions)

Contact person

Email

Date and Signature

5 OPERATING CONDITIONS

Application

Connections

Pressure (max. bar)

RPM (max. RPM)

Flow (l/min)

Medium

Fluid temperature (°C)

Loads: radial or axial

Operating time (hours/day)

Operating cycles

By multi-way rotary unions amount of Channels

Other factors or special features in the application

Max. dimensions (L x W x H)

Installation environment

Mounting position

Requested quantity

Drive

Price Range (approx. value)

1. General

- 1.1 These General Terms and Conditions of Sale and Supply affect all goods and services sold and supplied by us. Any contrary terms laid down by the purchaser shall not be binding on us even if they have been identified as the basis for the purchaser's order.
- 1.2 Subordinate agreements, as well as changes and additions to the contract and to these General Terms and Conditions, shall only be valid if confirmed by us in writing.

2. Quotations, offers, and estimates

- 2.1 No offers made by us shall be regarded as binding.
- 2.2 We reserve the right to improve or modify the design or construction of our goods.

3. Prices

- 3.1 Our prices are given in Swiss Francs (CHF) and EURO (€), without packaging, ex-works Necker. All transport costs shall be charged to the purchaser.
- 3.2 We do not accept any deductions or charges relating to the disposal of packaging material. The purchaser shall bear any disposal costs that may arise.
- 3.3 All deliveries, including part-consignments, for which a delivery date is agreed that is more than three months later than the date of the order confirmation, shall be made at the selling price in force on the day of delivery.

4. Delivery periods

- 4.1 If a delivery period (as opposed to a delivery date) has been stated, it shall be deemed to start on the date of the written confirmation of order or alternatively the date of receipt of order if it confirms our offer without alteration. Any delivery period shall be prolonged accordingly if data or documentation does not reach us on time, if they are altered retroactively by the purchaser with our assent, or if any instalment payment arrives later than agreed.
- 4.2 If any failure to adhere to a delivery period is not exclusively our fault, the purchaser shall not thereby derive any right to cancel the contract, to refuse delivery, or to sue for damages.
- 4.3 Any Act of God or case of force majeure shall release us from our obligation to supply, without the purchaser deriving any further claim there from.
- 4.4 The entirety of all goods delivered shall remain the property of Mosmatic AG until the purchase price has been paid in full. The purchaser hereby expressly declares his consent to the appropriate entry in the „Register of Retained Title“.

5. Acceptance of goods by the recipient

- 5.1 The purchaser shall assume all risks at the moment the goods are handed over to the railway or postal authorities or collected from the Necker works by any party (e.g. freight forwarding agent or haulier) acting with his authority. If acceptance is delayed or made impossible for any reason beyond our control, we shall be entitled to store the goods, at the purchaser's risk and expense, on our premises or a third party's, and shall be deemed to have thereby fulfilled our obligations.

6. Payment

- 6.1 All invoices shall be due for payment within 30 days of the invoice date.
- 6.2 Payment shall be made only in the currency agreed. Cheques will be accepted by way of payment but shall not be regarded as settlement until they have been cleared.
- 6.3 There shall be no right of off-set against counter-claims unless the counter-claim is undisputed or has been acknowledged by a Court as final and absolute.
- 6.4 If a number of claims to payment are outstanding, we shall be entitled to determine which claim has been settled by any payments the purchaser makes.
- 6.5 As soon as the normal payment period has expired, and even if no payment reminder has been sent, interest shall be due on the arrears at the rate customary in the trade but at least 4 percentage points above the Discount Rate of the Swiss National Bank in force at the material time.
- 6.6 It shall only be permitted to withhold or reduce payments on account of complaints if we have given our consent.
- 6.7 We cannot process an order unless it reaches the minimum order amount of CHF/EUR 200.-.

7. Guarantee

- 7.1 We grant a guarantee on new products against all defects for which we are responsible covering a period of 12 months from the date of delivery. This guarantee does not cover parts (such as seals, ball bearings etc.) that are subject to normal wear and tear. The guarantee shall become null and void if any repairs are carried out improperly by the purchaser himself or any third party. We shall be free to select, at our own discretion, whether to replace items free of charge or to grant an appropriate reduction in the price. No claims whatever from the purchaser shall be entertained which go beyond the aforesaid, and claims for damages or nullification of the contract are expressly ruled out, regardless of the legal grounds on which they may be raised, which result from the installation of the goods supplied. The guarantee period shall start on the date of delivery, which is noted on the invoice.

- 7.2 Any defects in the goods shall be notified to us in writing at once, or in the case of visible defects within one week of their becoming apparent. No guarantee claims can be entertained if this requirement is not adhered to.

- 7.3 No returns will be accepted without prior authorization from a Mosmatic AG representative. All returns are subject to inspection. Returns must be sent pre-paid freight to Mosmatic AG, Oberhelfenschwilerstrasse 6, CH-9126 Necker, Switzerland. All returns must be accompanied by a RMA form (Return Material Authorisation) which clearly shows the RMA number and the customer ID number. The RMA form can be obtained from Mosmatic AG in writing or by calling our customer service number. RMA numbers are valid for 30 days only. If the merchandise is not returned within the 30-day period, the number becomes invalid and a new RMA number must be obtained. Supplying a RMA number does not acknowledge a warranty claim or manufactures defect. Mosmatic AG shall not under any circumstances be liable for losses or shipping damages of returned goods. Unused products arriving in resalable condition, including original packaging and manuals, are not subject to restocking fees. All other unused products or none stock items are subject to a 15% restocking fee.

8. Liability

- 8.1 Unless something else arises from the following, no further claims from the purchaser, irrespective of legal grounds they may be based on, are accepted by us.
- 8.2 Our liability for any claim for loss, damage or personal injury arising out of a contract shall be limited to the compensation of our product liability insurance.

9. Place of execution and jurisdiction, choice of law

- 9.1 The place of execution for purchaser and vendor shall be Necker, Canton of St Gallen, Switzerland.
- 9.2 In the event of any disputes relating to the validity of the contract or of these General Terms, the place of jurisdiction shall be Oberhelfenschwil, Switzerland.
- 9.3 These General Terms shall be subject to Swiss law exclusively. The German text shall be exclusively effective, this translation having been prepared for convenience only.

General Information

- With the publication of this catalogue, all previous catalogues and publications are no longer valid.
- We reserve the right to make technical modifications at any time without prior notification.
- For any special versions, manufactured to individual customer requirements, we decline any responsibility for their subsequent use and effects in operation.
- Validation of data and measurements exclude printing and typing errors.
- The details we provide are recommendations only, which we give to the best of our knowledge. Written confirmation of precise details can be obtained upon request.
- Mosmatic sells through a network of authorized dealers and representatives only.

Use of your personal information

- We never sell or rent any of the information you provide us with to third parties.
- We use the information we collect for various purposes, including:
 - to complete your purchase transaction
 - to provide the services you requested
 - to send you our catalogues and offerings
 - to send you specials and updates per email
 - to contact you about the status of your order
- When you make a credit card transaction we collect your name, your billing address for the card, the card type, number and expiration date. We also collect information that allows us to ship your order, i.e. name, address and phone number of the intended recipient(s).

For your safety

- For your own safety always use protection gear like safety glasses, gloves etc. when using our products connected to high pressure.
- Safety regulations and guidelines (Accident prevention rules) from the manufacturer of high pressure equipment are applicable when using our products.
- Nozzle installation according to nozzle manufacturer.
- Mosmatic products should only be installed by experienced users of high pressure equipment. The responsibility for the safe and effective use of Mosmatic products rest with the user.

Online-Media



mosmatic.com



linkedin.com/company/mosmatic-ag



facebook.com/mosmatic

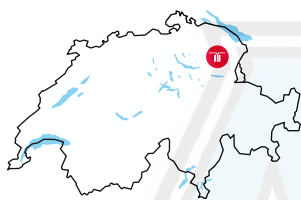


youtube.com/mosmaticag

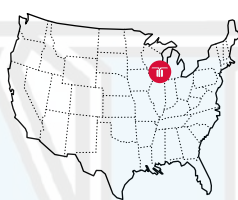


Instagram

instagram.com/mosmaticag



Mosmatic AG
Oberhelfenschwilerstrasse 6
CH-9126 Necker, SWITZERLAND
Phone +41 (0)71 375 64 64
Fax +41 (0)71 375 64 60
Email sales@mosmatic.com
Internet www.mosmatic.com



Mosmatic Corporation
8313-196th Ave. P.O. Box 400
Bristol, WI 53104-0400 USA
Phone +1-800-788-9880
Fax +1-262-857-2421
Email swivels@mosmatic.com
Internet www.mosmatic.com



Mosmatic Australasia Pty Ltd.
2/71 Richland Avenue
Coopers Plains QLD 4108, AUSTRALIA
Phone +61 (0)7 3161 5314
Fax +61 (0)7 3161 5414
Email australia@mosmatic.com
Internet www.mosmatic.com



Mosmatic Canada Inc.
6201 rue Marivaux
Saint-Léonard, QC H1P 3H6, CANADA
Phone +1-844-384-1602
Office +1-438-384-1602
Email canada@mosmatic.com
Internet www.mosmatic.com

PARTS



swiss quality